



Date: _____

Series: Thanksgiving (SAMPLE)
Winter Year 2, Lesson 28

Elijah Is Fed By Ravens

Take Home Point: *GOD GIVES ME WHAT I
NEED—*I thank God.*

*Repeat this phrase throughout the lesson. The leader will say the first part of the phrase (*CAPS*). The children respond with the second part of the phrase (*italics*).

Bible Event: 1 Kings 17:1-6

Jesus Link: We need forgiveness. God gave us Jesus to meet that need.

We will help children know:

- The story of Elijah being fed by ravens.
- Just as God provided for Elijah's needs, he provides for our needs.
- Our greatest need is for forgiveness. God sent Jesus to die on the cross and take the punishment for our sins so we can be forgiven.

We will help the children feel:



- Trust that God provides for their needs.
- Thankful to God for supplying their needs.
- Reassured that Jesus met their need for forgiveness on the cross.


We will help the children do:

- Watch a dramatized character—Elijah—retell the Bible event of God providing for his needs for food and water during a famine.
- Pretend to use bird claws to pick up bread and meat during snack as a help in reviewing the Bible event.
- Play a "Feed Elijah Relay" as a way to review the Bible event and discuss ways in which God provides for our needs.

Kingdom Quest Year 2 - Lesson 28 (SAMPLE) - 1

THIS LESSON'S ROADMAP

DESTINATION	PAGE #	DISCOVERIES ON YOUR JOURNEY	SUPPLIES NEEDED
<p>Large Group Opening</p> 	<p>4</p> <p>4</p>	<p>Puppet Presentation</p> <p>Bible Event</p>	<ul style="list-style-type: none"> ● Judy puppet ● card that looks like it was made by a child ● Bible ● Elijah costume ● blue tarp (ideal), sheet, or blanket ● large landscape rock (ideal) or a stool covered with a gray (best color), brown, or green blanket ● microphone
<p>Small Group Application</p> 	<p>7</p> <p>7</p> <p>11</p> <p>11</p>	<p>Activity 1: "Thanksgiving Book" Craft</p> <p>Activity 2: "Food From Heaven" Snack</p> <p>Activity 3: "Feed Elijah Relay" Game</p> <p>Prayer Time</p>	<p><i>Activity 1:</i></p> <ul style="list-style-type: none"> ● reproducible of book ● crayons ● before class: cut apart and staple twice along the outside edge to look like a completed book. <p><i>Activity 2:</i></p> <ul style="list-style-type: none"> ● squares of bologna or thin slices of hot dog. <p>CAUTION: <i>be sure squares of meat are small enough to not be choking hazard!</i></p> <ul style="list-style-type: none"> ● chunks of bread ● waxed paper ● paper napkins ● cups ● water or juice <p>HEALTHY SNACK OPTION:</p> <ul style="list-style-type: none"> ● nuts, fruits or vegetables ● water <p><i>Activity 3:</i></p> <ul style="list-style-type: none"> ● brand new clothespins or clothespins run through a dishwasher ● two chunks of bread per child ● two bowls with bread divided into them ● masking tape

Large Group Wrap-up 	12	Singing (Optional)	<ul style="list-style-type: none"> • optional music for the lesson
	12	Lesson Review with Puppet Skit	<ul style="list-style-type: none"> • Albie puppet

Pre-Session Singing: (10 minutes)

Purpose: When all children are in one group singing, it is easy for new children to join the group and immediately get involved. When the music can be correlated, it introduces the theme for the day. Choose two to three songs and list them here.

Large Group Opening: (15 minutes)



Purpose: The puppet demonstrates the need that will be met in today's lesson. The scripts are not written verbatim, but give a story line in which the group leader can interact with the puppet. The children are introduced to the take home point and then interact with God's Word as they experience the Bible event.

Puppet Presentation:

Judy, the puppet, comes on stage excited. Grandma and Grandpa are coming to town for Thanksgiving. She can't wait to see her grandparents because they always bring her treats. They give her special food, love and attention. She shows the presenter a homemade card she made to tell grandma and grandpa she loves them.

The presenter tells Judy that her grandma and grandpa know how to give her just what she needs. Sometimes it might be special food. Sometimes it's special love—like a hug. Sometimes it's individual attention, like playing games with her. Then the presenter shares with Judy that this reminds him of God. God is the one who gives us what we need. Since he gives us what we need, we should tell him thank you. In a way, this is what Judy has done for her grandma and grandpa. By making a card for them, she is telling them that she loves them and is saying thank you. Since God gives us what we need, we can thank God, as well.

Judy today we are going to learn about the Bible event of the prophet Elijah. God gave him just what he needed in the most unusual way. He used a certain animal to bring him food. I wonder what that was? Listen closely today and you'll discover it too.

The presenter teaches Judy the take home point. ***GOD GIVES ME WHAT I NEED—I thank God.** The presenter says the first part; Judy responds with the second part. After practicing it with Judy a second time, the presenter teaches it to the children.

Bible Event:

A Visit from a Dramatized Character—Elijah

Ask the children to put on their imagination hats so they can imagine they are meeting a character from the Bible. Then a costumed adult presents the Bible event, telling it from first person point of view. This can be the presenter or a guest actor. If the presenter performs as the character, then he should make the transition with a bit of dramatic flair. He takes his costume out of the Imagination Box. Then he turns his back to the audience and puts on the costume pieces. When he turns back around to face the audience, he has been dramatically transformed into another character. With new voice inflection he tells his story.

Presenter holds the Bible and introduces Elijah:

Boys and girls, today we are going to have a special visitor. His name is Elijah and it tells about him right here in the Bible. Elijah was a prophet. That means he told people about God and told them how to follow God's ways. Wow. (Looking into the Bible.) It says here that once God gave food to Elijah in the most unusual way. He used animals to bring it. Wow. I wonder if you can guess what happened? Well, let's put on our imagination hats and meet Elijah.

Elijah comes on stage, sits on the rock, and begins to tell the children his story:

Introduction:

(Holds up the Bible in a dramatic way.) **My name is Elijah and I am a prophet of the living God. I know that there is only one God, I am honored to serve him and to tell people about him. I hope that they, too, will serve and love him. But sometimes, even when I tell my people how wonderful God is, they choose not to love and serve him.**

Wicked King Ahab:

In my country lived a wicked king. His name was King Ahab. He was wicked because he did not love God. Instead, he worshiped false Gods. He worshiped golden calves instead of the true God. He married a very evil queen, Jezebel. He prayed to a stone god named Baal. He taught all the people of my country to worship Baal. How evil and wicked he was. So I told him (shouting), "King Ahab, stop worshiping Baal. Stop worshiping false gods. Serve the only true God and love him only." What do you think King Ahab did? Do you think he stopped worshiping his gods? No. Instead he laughed at me and said "Get out you silly prophet and take your God with you."

Thirsty, Thirsty Land:

Since wicked King Ahab did not follow my warnings, God decided to show him that he was the true God. He can control the rain and the food that grows. God decided to stop sending rain. With no more rain, there was very little water and very little food. The rivers were drying up. It was a thirsty, thirsty land with thirsty, thirsty people. As a matter of fact, I am getting thirsty, thirsty just thinking about it. Maybe you are, too. Can you say with me (using a hoarse voice) "water, water, I need water"? Repeat that after me. ("Water, water, I need water.")

Go to Cherith Brook:

God knew what I needed. He knew that I needed water and that I needed to get away from wicked King Ahab. So God spoke to me and told me to go to Cherith Brook. When I arrived, there was a stream of cool refreshing water, all that I needed.

Elijah gets off the step stool and walks to the blue tarp set up as a brook. Elijah stoops down and pretends to drink the water.

My, isn't that good? Maybe you want to practice drinking the water. Pretend with me. Take your hand and dip it into the brook there by your foot. Take your hand and dip it in the water and drink up.

What! The birds feed me?

God knew what I needed. He gave me a safe place and cool, refreshing water. But what about food? I was getting hungry. And there seemed to be nothing to eat. Then I saw something coming towards me. First they seemed like small dots in the sky but they were coming closer and closer. Look, I can see them now. There are many of them. They are big black birds called ravens. They are flying straight towards me. They are landing! What are they going to do? Here they are right above me. I hold out my hand and in their beaks are bits of bread and then bits of meat. Eat the bread and meat. I hear the birds calling to me – *Kaw, Kaw, Kaw* – can you say that? Can you flap your wings and sound like a raven? *Kaw, Kaw, Kaw*. I see so many birds out there. They come every morning and evening to drop in my hands pieces of bread and meat. Now the birds are flying away. Silent pause.

God gives me what I need. I thank God:

Elijah whispers. Boys and girls, did you see how God took care of me? He gave me just what I need. He kept me safe from wicked King Ahab. He gave me water to drink and even fed me with birds. I wonder what I should do? Do you think I should worship other gods? No. Do you think I should forget about it and not say anything to God? No. Do you think I should tell him thank you? Of course! **GOD GIVES ME WHAT I NEED—I thank God.**

God gives you what you need.

God also gives you just what you need. Have you ever prayed the Lord's Prayer? Do you remember when we say, "Give us this our daily bread"? That means, "Give us just what we need." What are some of things that you need and that God gives you? How about water? Yes. How about food? Yes. How about family? Yes.

And how about what we need most of all. It is the best gift of all. Point to the cross. Who was it that died on the cross so that our sins and all the wrong things we've ever done would be forgiven? Who is it that is alive right now? Who is it that can always be our friend and be with us wherever we go? Yes, it's Jesus.

Practice the take home point. You say the first part; the children respond with the second part. ***GOD GIVES ME WHAT I NEED—I thank God.**

End with the following prayer: Have the children repeat after you.

Let's pray and you say the same thing I do.

**Dear God, Dear God,
You give us what we need. You give us what we need.
Help us be thankful. Help us be thankful.
You give us water. You give us water.
You give us food. You give us food.
You give us family. You give us family.
And you give us Jesus. And you give us Jesus.
Thank you, thank you, thank you! Thank you, thank you, thank you!
In Jesus' name. Amen. In Jesus' name. Amen.**

***GOD GIVES ME WHAT I NEED—I thank God.**

Small Group Application: (30 minutes)



Purpose: *Smaller groups enable children to develop closer relationships with adults and peers in the church. As you reinforce the take home point with a fun hands-on activity, discuss the Bible event. Be sure to repeat the take home point several times. Say the first part and have the children respond with the second phrase. Application questions help kids apply the take home point to their daily lives. Close this session by gathering your small group for prayer. Let the kids pray!*

During the small group application time, discuss the following questions and points:

What did Elijah need? Why? *(Food and water because there was a famine.)*

How did God give Elijah what he needed? *(He told Elijah to go to a river and sent birds to feed him.)*

What do we need? *(Answers will vary but may include food, water, homes, parents, love, etc. Point out that we need is Jesus. Jesus gave his life for us so we could be forgiven. Jesus wants to be our friend forever.)*

God gives us everything we need—including Jesus. How can we show God that we are thankful? *(Answers will vary but may include telling him, praying, singing, drawing a picture that shows we are thankful, etc.)*

Activity 1: “Thanksgiving Book” Craft

Read the cover of the book to the children and have them color it. Then read each of the pages of the book to the children and have them draw pictures to go with the words. As the children color, together think of other things you can thank God for.

Practice the take home point. ***GOD GIVES ME WHAT I NEED—I thank God.**

Activity 2: “Food from Heaven” Snack

To do:

1. Lay the bread, bologna or slices of hot dog on a piece of waxed paper in the center of the table.
2. Give each child a fork, a napkin, and a drink.
3. Have the children pretend the fork is the claw of a bird.
4. Take turns “flying” the bird to the center of the table and using its “claw” to pick up a predetermined number of pieces of meat and bread.

HEALTHY SNACK OPTION: Use some of the foods that God has given us that come from him...nuts, fruits and veggies are always a great example of God providing for us the same way he provided for Elijah.

As the children eat their snack, review the Bible event.

Practice the take home point. ***GOD GIVES ME WHAT I NEED—I thank God.**

Activity 3: “Feed Elijah Relay” Game

To prepare:

1. Make two lines of masking tape, each eight inches in length, parallel to each other on the floor and as far away from each other as distance in your facility allows. Each line of masking tape should have enough space behind it for children to line up.
2. Place a bowl of bread and enough clothespins for each of the children on a team on each end of one of the lines of masking tape.

To play:

1. Divide the children into two teams.
2. Have the teams line up behind the bowls of bread.
3. Have one child from each team kneel behind the other line of masking tape.
4. On the word go, the first child in each line grabs a clothespin, uses it to pick up a piece of bread, runs to the teammate kneeling behind the other line of masking tape, and drops the bread from the clothespin into the child’s open mouth. (Hint: have the child stick out his or her tongue.)
5. If the bread drops on the floor, the runner must go back and get another piece of bread. (Each runner has two chances to get a chunk of bread into the kneeler’s mouth, after which the game proceeds as if the runner got the bread into the kneeler’s mouth.)
6. If the bread goes into the child’s mouth, the runner and the kneeler change places.
7. The new runner runs back to the line and tags the next child, then goes to the end of the line.
8. The child who was tagged becomes the runner, picks up a clean clothespin and play proceeds as before.
9. The first team in which every player has had a turn to both kneel and drop a chunk of bread into a kneeler’s mouth wins.

To discuss, first review the Bible event.

Elijah could be thankful that God gave him what he needed – bread, meat, and water. What do we have to be thankful for this Thanksgiving?

Practice the take home point. ***GOD GIVES ME WHAT I NEED—I thank God.**

Prayer Time:

Thank God for giving you the things you need. (Name specific items.) Do not forget to thank God for giving you Jesus to take away your sins.

Safety and Security: Safety and security procedures are important for each church to carefully define and implement according to their unique needs. The security, safety, illness and accident procedures described in this curriculum are provided for example purposes only and may not be appropriate, applicable or adequate for every situation. Each church is responsible for determining whether any security, safety, illness and accident procedures contained in the curriculum are appropriate, applicable or adequate for its unique situation. The activities described in this curriculum require adult supervision and may not be suitable for each child and each situation. Each church is responsible for ensuring that adequate adult supervision is provided for all activities and for determining whether an activity is appropriate for each child and each situation. Kids Kount Publishing disclaims all liability for the implementation of any procedures or the performance of any activities described in this curriculum.

Large Group Wrap-Up: (10 minutes)



Purpose: The crazy bird puppet, Albie, struggles with learning the take home point. The leader shows an example of each small group application activity from this lesson and says the first phrase of the take home point. The kids respond with their phrase. They try to teach the puppet the take home point, but each time he confuses words or concepts. After three attempts, he finally gets it right and sings the correct take home point in a silly opera-like voice.

Singing: (Optional)

Welcome Guests

Lesson Review with Puppet Skit:

Presenter shows Albie a craft made in Activity 1. Then the kids attempt to teach Albie the take home point.

Presenter says to kids: “God gives me what I need...”

Kids say: “...I thank God”

Presenter says to Albie: “God gives me what I need...”

Albie says: “...elephants can’t read books.”



Presenter shows an example of the next activity done in small group and repeats first phrase to kids. The kids say the correct response trying to teach Albie the take home point. Continue in this manner with Presenter showing example of each activity. Here are Albie’s responses:

Albie’s response to Activity 2 sample: “...don’t eat bologna with your toes!”

Albie’s response to Activity 3 sample: “...don’t get a clothes pin stuck to your nose!”

Presenter says: “Albie, listen one last time.
God gives me what I need...”

Kids response: “...I thank God”


Presenter says to Albie: “God gives me what I need...”

Albie’s response: (Warms up his singing voice with “Mee, mee, mee, mee, mee...” and sings in a silly dramatic opera-like voice) “God gives me what I need – I thank God”
(Kids applaud.)

Farewell Blessing:

May God go with you and give you what you need.


May you always thank God. Amen



**Thank You, God...
for Jesus.**




**Thank You, God,
for
Daily Bread**



**Thank You, God...
for Food.**

②



**Thank You, God...
for Family.**

③

God Talk at Home

Ages 4-5-K

Date: _____

This Week's Lesson:

Elijah is Fed by Ravens

Take Home Point:

(Parents Say) God gives me what I need.

(Kids Say) I thank God.

DRIVE TIME HOME

PARENTS, ASK ME WHAT I DID TODAY IN
KINGDOM QUEST.

- Listened to a Elijah retell the Bible event in which he was fed by ravens.
- Pretended to pick up bread and bologna with bird claws, ate them for snack and reviewed the Bible event.
- Played a game, "Feed Elijah Relay," and talked about how God provides for our needs—especially the need for a Savior.

DRIVE TIME HOME

PARENTS, ASK ME WHAT I DID TODAY IN
KIDS CHURCH.

- Saw the video, "*Elijah*," and learned how God provided for Elijah's needs.
- Created bird beaks out of orange paper.
- Waved a parachute and thanked God for his many blessings.

FAMILY DEVOTIONS: Read the Bible Event or Bible Verse

Elijah is fed by ravens from an early reading Bible, or read and summarize the event from 1 Kings 17:1-6.

JESUS LINK:

I need forgiveness—God gave me Jesus.

TALK ABOUT IT:

- How did God give Elijah food and drink during the drought?
- What needs do we have? How does God take care of our needs?
- How can we show God our thanks?

PRAYER POWER:

Thank God for the many things he has given your family. Thank him for knowing you need to be forgiven and for sending Jesus to die on the cross to take away your sins.

FAMILY TIME OPTIONS:

Give each person in the family three candy corns. Go in a circle, taking turns and naming something you are thankful God gave you. Each time you name something, eat a candy corn until all the candy corns are gone.

Kingdom Quest Year 2 - Lesson 28 (SAMPLE)



Elijah is Fed by Ravens



Ages 4-5-K

Supply Coordinator Supply List Year 2, Lesson 28 SAMPLE

Stewardship Note: Kids Kount Publishing recommends using a wide variety of resources with our lessons. This supply list is a guide. Our curriculum is meant to be adaptable, and this includes your selection of supplies. Substitute freely. Most of the items can be found in your home, grocery or, in some cases, ordered over the Internet. This curriculum is inexpensive so that your budget can be spent on supplies. Gathering the supplies will prove to be a manageable and enjoyable job for the person or team whose only job is supply coordinator. Asking shepherds to gather their own supplies almost certainly will not work.

LESSON 28

Large Group Warm-Up

- Judy puppet
- card that looks like it was made by a child
- Bible
- Elijah costume
- blue tarp (ideal), sheet, or blanket
- large landscape rock (ideal) or a stool covered with a gray (best color), brown, or green blanket
- microphone

Small Group Application

Activity 1:

- reproducible of book
- crayons or markers
- before class: cut apart and staple pages on the left margin to resemble a book

Activity 2:

- squares of bologna or hot dog slices
- chunks of bread
- waxed paper
- paper napkins
- cups
- water or juice


Activity 3:

- brand new clothespins or clothespins run through a dishwasher
- two chunks of bread per child
- two bowls with bread divided into them
- masking tape

Large Group Wrap-Up

- optional music for the lesson
- Albie puppet


Safety and Security: Safety and security procedures are important for each church to carefully define and implement according to their unique needs. The security, safety, illness and accident procedures described in this curriculum are provided for example purposes only and may not be appropriate, applicable or adequate for every situation. Each church is responsible for determining whether any security, safety, illness and accident procedures contained in the curriculum are appropriate, applicable or adequate for its unique situation. The activities described in this curriculum require adult supervision and may not be suitable for each child and each situation. Each church is responsible for ensuring that adequate adult supervision is provided for all activities and for determining whether an activity is appropriate for each child and each situation. Kids Kount Publishing disclaims all liability for the implementation of any procedures or the performance of any activities described in this curriculum.




**Thank You, God...
for Jesus.**



**Thank You, God,
for
Daily Bread**



**Thank You, God...
for Food.**



**Thank You, God...
for Family.**