



**Date:** \_\_\_\_\_  
**Series:** God Is Powerful  
Fall Year 1, Lesson 23

# God Helps Esther to Save the Jews

**Take Home Point:** \*GOD IS POWERFUL—*God's power saves us.*

\*Repeat this phrase throughout the lesson. The leader will say the first part of the phrase (*CAPS*). The children respond with the second part of the phrase (*italics*).

**Bible Event:** Esther 2 - 9

**We will help children know:**

- God used Esther to save the Jews.
- God used Jesus to save us.
- We can share God's love with others.

**We will help the children feel:**




- Delighted by God's power.
- Reassured that God's salvation is for them too.

**We will help the children do:**

- Interact with puppet presentation to introduce the Bible Event.
- Participate in the Bible event and listen to the story of Esther.
- Craft: Make a party hat.
- Snack: Give a food gift to a friend.
- Game: Party games
- Teach Albie the Take Home Point: GOD IS POWERFUL...God's power saves us.
- Sing and Pray.

Kingdom Quest Year 1 - Lesson 23 - 1

# THIS LESSON'S ROADMAP

DESTINATION	PAGE #	DISCOVERIES ON YOUR JOURNEY	SUPPLIES NEEDED
<b>Large Group Opening</b> 	3 4	Puppet Presentation Bible Event	<i>Puppet Presentation:</i> <ul style="list-style-type: none"> <li>Bubba puppet wearing swimming goggles</li> <li>Bible</li> </ul> <i>Bible Event</i> <ul style="list-style-type: none"> <li>bag of confetti</li> <li><i>Esther</i> big book from Group Publishing</li> </ul>
<b>Small Group Application</b> 	6 7 8 9	Activity 1: Craft Activity 2: Snack Activity 3: Game Prayer Time	<i>Activity 1: Craft</i> <ul style="list-style-type: none"> <li>22" strips of card stock, 2" high (cut 8 1/2 x 11" paper into 2" strips and tape two together)</li> <li>8 1/2" x 11" paper (plain white paper or construction paper), one for every 2 children</li> <li>crayons or markers</li> <li>tape and glue</li> <li>Optional: confetti, jewels, stickers or sequins to decorate hats</li> </ul> <i>Activity 2: Snack</i> <ul style="list-style-type: none"> <li>napkins, cups, water or juice</li> <li>4 small bowls containing different trail mix ingredients (raisins, cereal, chocolate chips, fish crackers, etc.)</li> <li>spoon for each child</li> <li>12" yarn or ribbon for each child</li> </ul> <i>Activity 3: Game</i> <ul style="list-style-type: none"> <li>enough chairs for all children</li> <li>music tape or DVD</li> <li>DVD or tape player</li> </ul>
<b>Large Group Wrap-up</b> 	11 11	Singing (Optional) Lesson Review with Puppet Skit	<ul style="list-style-type: none"> <li>your choice of music</li> <li>Albie puppet</li> <li>Example of craft</li> <li>Example of snack</li> </ul>

## **Pre-Session Singing (10 minutes)**

**Purpose:** *When all children are in one group singing, it is easy for children arriving later to join the group and immediately get involved.*

## **Large Group Opening (15 minutes)**



**Purpose:** *The puppet demonstrates today's lesson. The children are introduced to the take home point and experience the Bible event.*

## **Puppet Presentation**

*Supplies: Bubba puppet wearing swimming goggles; Presenter holds a Bible*

**Presenter:** Boys and girls, let's call Bubba. (Children call "Bubba".)

Bubba: Hi everyone.

**Presenter:** Bubba, why are you wearing goggles?

Bubba: I am going swimming after church.

**Presenter:** I thought you were afraid of water.

Bubba: I am not afraid anymore. My sister Judy has a lifesaver ring. She will protect me.

**Presenter:** Bubba, it is a good feeling to have someone protect you isn't it?

Bubba: Yes it is.

**Presenter:** That reminds me of our Bible event today.

Bubba: Someone in the Bible has a lifesaver ring?

**Presenter:** No. Queen Esther protected her people from an evil man called Haman. She did not do it by herself. God was her lifesaver. He is also our lifesaver. He sent Jesus to save us from sin. Would you like to learn more about that Bible event?

Bubba: Yes.

**Presenter:** Let's practice the take home point. I'll say the first part and you say the second part.

Bubba: O.K.

**Presenter:** \*GOD IS POWERFUL... now you say, "God's power saves us."

Bubba: God's power saves us.

**Presenter: Do you think you can teach the boys and girls?**

Bubba: Sure.

**Presenter: OK everybody, \*God is powerful ...**

Bubba: (and everyone): God's power saves us.

**Presenter: Wonderful. Say “goodbye” Bubba.**

Bubba: Bye everyone!

## **Bible Event:**

*Supplies: bag of confetti; Bible Big Book: “Esther”*

Presenter holds the Bible

**Who likes a party? I just love parties! In fact, I love parties so much that I brought a party in a bag with me today!**

Pull out the bag of confetti. Scatter handfuls of confetti over the children. As you do so, encourage the children to cheer, using phrases such as “Hooray!” “Yippee!” and “Whoo-hoo!”

After scattering the confetti, ask:

**Do you think parties are fun? I do, too. Today we’re going to hear a story about a group of people who had a really good reason to party. An evil man named Haman wanted to kill all the Jews, but God used the good Queen Esther to save them. The people were so happy, they threw a giant party to praise God and celebrate that God saved them. Our take home point for today is: \*GOD IS POWERFUL – God’s power saves us!**

Read the Bible Big Book: *Esther*, produced by Group Publishing. At the end of each page, have the children do an action. Use the following actions:

Page 1: Girls act like beautiful Esther, fluffing their hair. Boys cheer “Yea!” and bow.

Page 2: Shake a finger like Haman.

Page 3: Pretend to “write” a message to Esther on hand.

- Page 4-5: After the word “pray,” fold your hands.  
After the word “scepter,” hold out your hands as if you are extending a scepter.
- Page 6-7: After the words, “What can I do for you?” shrug your shoulders.  
At the end of the verse, scowl and pretend to point at Haman.
- Page 8: Jump up and down in joyous celebration.

**Boys and girls, let’s practice the take home point together. I will say the first part and you repeat the last part. \*GOD IS POWERFUL...*God’s power saves us.***

**Let’s fold our hands and pray. Repeat after me.**

**Dear God,  
We love you.  
You are powerful.  
Your power saves us.  
Thank you, thank you, thank you.  
In Jesus’ name.  
Amen.**

### **Song:**

**Let’s sing our song of the week.** (To the tune of *Farmer in the Dell*)  
Capitalized letters indicate emphasis on that syllable when the rhyme is sung.

**GOD is POW-er-FUL.  
GOD is POW-er-FUL.  
HIS POW-er SAVES us ALL.  
GOD is POW-er-FUL.**

# Small Group Application (30 minutes)



**Purpose:** Children will break into small groups. Smaller groups enable children to develop closer relationships with adults and peers in the church. In your small groups you will reinforce the take home point with a fun hands-on activity and discuss the Bible event. Review questions help kids apply the take home point to their daily lives.

## Activity 1: Craft: A Party Hat

**Supplies:** 8 1/2" x 11" piece of paper, 1 for 2 children (can use construction paper or plain white paper); markers or crayons; confetti, (optional: jewels, sequins, stickers to decorate hats); tape; glue; strips of card stock, 2" high, taped together to make 22" long piece for headband

Before class, cut paper in half so you have two 5 1/2" x 8 1/2" pieces. With long side of paper going horizontal, cut a triangle by going from each bottom corner to the middle of the top. Discard two extra pieces. Tape the hat to the middle of the headband before class or have children do it.



**Boys and girls, today we are going to make a party hat. This will remind us of the celebration Queen Esther had after God's power saved her people. First we will tape the hat to the middle of the headband (if you did not do this before class). Now you can decorate the hat and band. When you are finished, I will tape the headband to fit your head size.**

Review the Bible Event.

**What bad thing was going to happen to the Jews?** (*Haman was going to have them all killed.*)

**Let's practice the take home point. \*GOD IS POWERFUL...God's power saves us.**

**Let's fold our hands and pray. Repeat after me.**

Dear God,  
We love you.  
You are powerful.  
Your power saves us.  
Thank you, thank you, thank you.  
In Jesus' name.  
Amen.

## **Song:**

**Let's sing our song of the week.** (To the tune of *Farmer in the Dell*)

Capitalized letters indicate emphasis on that syllable when the rhyme is sung.

**GOD is POW-er-FUL.**  
**GOD is POW-er-FUL.**  
**HIS POW-er SAVES us ALL.**  
**GOD is POW-er-FUL.**

## **Activity 2: Snack:** Gift Snack

*Supplies: Small bowls of four different trial mix ingredients of your choice (raisins, colored cereal, fish crackers, chocolate chips, etc.), spoon for each child, 12" piece of yarn or ribbon, one per child, napkins, cups, water or juice. Option: you can premix the four ingredients and have the children take out four spoonfuls.*

<b>***CAUTION:</b> <i>Be aware of food allergies children may have, before you give them anything to eat.</i>
---

**Before we eat our snack, let's fold our hands and pray. Repeat after me.**

**Dear God,  
We love you.  
You are powerful.  
Your power saves us.  
Thank you, thank you, thank you.  
In Jesus' name.  
Amen.**

**Boys and girls, today we are going to copy the Jewish holiday of Purim. This is when they remember that God helped Ether save their people from Haman. It is a happy time and they give away food gifts to share their joy with others. Give each child a napkin, ribbon and spoon. Now everyone take one spoonful out of each bowl and put it in your napkin. Do not eat any yet. Now I will tie it closed with the ribbon (pull up corners of napkin). Now everyone put the food gift in your right hand (direct children). Give your snack to the person on your right and say "God's powers saves us!" Now you may eat your food present.**

Review the Bible event.

**How did God's power save the Jews?** (*God used Queen Esther to tell the king about Haman's plan; the king stopped Haman.*)

**Let's practice the take home point. \*GOD IS POWERFUL...God's power saves us.**

## **Song:**

**Let's sing our song of the week.** (To the tune of *Farmer in the Dell*)

Capitalized letters indicate emphasis on that syllable when the rhyme is sung.

**GOD is POW-er-FUL.**  
**GOD is POW-er-FUL.**  
**HIS POW-er SAVES us ALL.**  
**GOD is POW-er-FUL.**

## **Activity 3: Game:** Party Games

*Supplies: enough chairs for each child (optional, using masking tape, tape an 'X' on the floor for children to use instead of a chair), music DVD or tape and player*

Play both games or any party game of your choice. Try to avoid games where children actually lose.

### **Musical Chairs:**

This is a no lose version of musical chairs. To play, put chairs in a line or circle, having one less chair than the number of children. Children start marching around the chairs while you start the music. Play music for a while and suddenly stop the music. When music stops, all the children must sit on a chair. The child without a chair must sit on someone's lap. Remove one chair, start music and play as before, removing a chair each time. Stop playing when there are too many children on one chair.

### **Hot Potato:**

Use any object as the "hot potato". Children sit in a circle on floor or chairs. Start music and children will start passing the "hot potato" around the circle. When the music stops, the child holding the potato is out. Child stays in circle, but folds arms over chest. When "potato" comes to him, he cannot touch it. Continue playing until one or two children are left.

**Party games are fun aren't they? It is good to have fun. Sometimes life is not so fun and we have troubles. We can ask God to help us because: \*GOD IS POWERFUL...God's power saves us.**

Review the Bible event.

**What happened to the people who were going to kill the Jews?** (*The Jews killed them.*)

**Let's practice the take home point. \*GOD IS POWERFUL...God's power saves us.**



Let's fold our hands and pray. Repeat after me.

Dear God,  
We love you.  
You are powerful.  
Your power saves us.  
Thank you, thank you, thank you.  
In Jesus' name.  
Amen.

### **Song:**

Let's sing our song of the week. (To the tune of *Farmer in the Dell*)  
Capitalized letters indicate emphasis on that syllable when the rhyme is sung.

GOD is POW-er-FUL.  
GOD is POW-er-FUL.  
HIS POW-er SAVES us ALL.  
GOD is POW-er-FUL.

### **Prayer Time:**

**How can God's power save us?** (*Shepherd may have to prompt some ideas. Answers might include: keeping us safe in a car crash; protecting us from a bad storm; keeping a mean dog from biting us.*)

Ask children for prayer requests and pray as a group for child's request.

Let's practice the take home point. **\*GOD IS POWERFUL...God's power saves us.**

Let's fold our hands and pray. Repeat after me.

Dear God,  
We love you.  
You are powerful.  
Your power saves us.  
Thank you, thank you, thank you.  
In Jesus' name.  
Amen.

## **Song:**

**Let's sing our song of the week.** (To the tune of *Farmer in the Dell*)

Capitalized letters indicate emphasis on that syllable when the rhyme is sung.

**GOD is POW-er-FUL.**

**GOD is POW-er-FUL.**

**HIS POW-er SAVES us ALL.**

**GOD is POW-er-FUL.**

**Safety and Security:** Safety and security procedures are important for each church to carefully define and implement according to their unique needs. The security, safety, illness and accident procedures described in this curriculum are provided for example purposes only and may not be appropriate, applicable or adequate for every situation. Each church is responsible for determining whether any security, safety, illness and accident procedures contained in the curriculum are appropriate, applicable or adequate for its unique situation. The activities described in this curriculum require adult supervision and may not be suitable for each child and each situation. Each church is responsible for ensuring that adequate adult supervision is provided for all activities and for determining whether an activity is appropriate for each child and each situation. Kids Kount Publishing disclaims all liability for the implementation of any procedures or the performance of any activities described in this curriculum.

# Large Group Wrap-Up (10 minutes)



**Purpose:** *The crazy bird puppet, Albie, struggles with learning the take home point. We try to teach him the take home point, but each time he confuses words or concepts. After three attempts, he finally gets it right.*

**Singing:** (Optional, two or three songs, as time allows)

*Supplies: Albie the puppet, sample of today's craft and snack.*

## Lesson Review with Puppet Skit

Presenter shows Albie an example of each of the Activities done in small group. Then the kids attempt to teach Albie the take home point.

**Presenter:** We want to welcome all our guests today and thank them for coming. (If you give guests a gift for coming, do it now.)

**Presenter:** Albie, look at the craft the children made today. It is a party hat to remind us of the party the Jews had. The children are going to teach you our take home point. Listen carefully.

**Presenter:** (says to kids):

**\*GOD IS POWERFUL...**

Kids say:

...God's power saves us.

**Presenter:** (says to Albie):

**\*GOD IS POWERFUL...**

Albie says:

*Once I was chased by a big bull!*



**Presenter:** Albie, look at the snack we ate. It was a present from another child. Now listen carefully to the take home point.

**Presenter:** (says to kids):

**\*GOD IS POWERFUL...**

Kids say:

...God's power saves us.

**Presenter:** (says to Albie):

**\*GOD IS POWERFUL...**

Albie says:

*If I ate a house, I bet I'd be full!*

**Presenter:** Albie, today we played party games. Now, please listen closely to the take home point.

**Presenter:** (says to kids):

**\*GOD IS POWERFUL...**

Kids say:

...God's power saves us.

**Presenter:** (says to Albie):

**\*GOD IS POWERFUL...**

Albie says:

*My grandma made me a beak warmer out of wool!*

**Presenter says:**

**"Albie, listen one last time.**

**\*GOD IS POWERFUL...**

Kids response:

...God's power saves us.

**Presenter:** (says to Albie):

**\*GOD IS POWERFUL...**

*Albie's response:*

(Warms up his singing voice with “*Mee, mee, mee, mee...*” and sings in a silly dramatic opera-like voice)  
**\*GOD IS POWERFUL...God's power saves us!**

**Presenter says to Albie: Good job, Albie!**

Albie can leave stage or join in the prayer and song.

**Let's fold our hands and pray. Repeat after me.**

Dear God,  
We love you.  
You are powerful.  
Your power saves us.  
Thank you, thank you, thank you.  
In Jesus' name.  
Amen.

**Song:**

**Let's sing our song of the week.** (To the tune of *Farmer in the Dell*)

Capitalized letters indicate emphasis on that syllable when the rhyme is sung.

**GOD is POW-er-FUL.**  
**GOD is POW-er-FUL.**  
**HIS POW-er SAVES us ALL.**  
**GOD is POW-er-FUL.**

**Goodbye boys and girls. Remember that God loves you and his power saves us.**