



Date: _____
Series: God's Rules Are Cool!
Summer Year 1, Lesson 12

God Gives the Ten Commandments

Take Home Point: GOD'S RULES ARE COOL!
... *Obey God's rules.*

*Repeat this phrase throughout the lesson. The leader will say the first part of the phrase (*CAPS*). The children respond with the second part of the phrase (*italics*).

Bible Event: Exodus 19:20-20:20

We will help children know:

- The Bible Event of God giving the laws through the Ten Commandments.
- The Ten Commandments are broken into two sets of rules—"love God" and "love others."
- We love because God first loved us.

We will help the children feel:




- Love for God and for others.
- Desire to show their love by keeping God's cool rules.
- Repentant for the times they fail and are forgiven through the blood of Jesus.

We will help the children do:

- Interact with puppet presentation to introduce the Bible Event.
- Participate in the Bible event.
- Craft: Magnetic Commandments
- Snack: Pretzels and cheese
- Game: Heartscotch
- Teach Albie the Take Home Point: GOD'S RULES ARE COOL!...*Obey God's Rules.*
- Sing and Pray.

Kingdom Quest Year 1- Lesson 12 - 1

THIS LESSON'S ROADMAP

DESTINATION	PAGE #	DISCOVERIES ON YOUR JOURNEY	SUPPLIES NEEDED
Large Group Opening 	3	Puppet Presentation	<i>Puppet Presentation:</i> <ul style="list-style-type: none"> Bubba puppet holding a tablet and pencil Bible <i>Bible Event:</i> <ul style="list-style-type: none"> small toy two similar toys but one smaller than the other
	5	Bible Event	
Small Group Application 	7	Activity 1: Craft- Magnetic Commandments	<i>Activity 1: Craft</i> <ul style="list-style-type: none"> Appendix A copied on cardstock, one sheet per two children ten small heart stickers per child (option, draw hearts with red marker) magnetic tape scissors brown crayons <i>Activity 2: Snack</i> <ul style="list-style-type: none"> napkins, cups, water or juice 10 mini pretzels per child (original shape) squirt cheese <i>Activity 3: Game</i> <ul style="list-style-type: none"> 10 paper hearts numbered with large numerals 1-10 masking tape marker
	9	Activity 2: Snack-Pretzels and Cheese	
	10	Activity 3: Game-Heartscotch	
	12	Prayer Time	
Large Group Wrap-up 	13	Singing (Optional)	<ul style="list-style-type: none"> your choice of music Albie puppet Example of craft Example of snack
	13	Lesson Review with Puppet Skit	

Pre-Session Singing (10 minutes)

Purpose: *When all children are in one group singing, it is easy for children arriving later to join the group and immediately get involved.*

Large Group Opening (15 minutes)



Purpose: *The puppet demonstrates today's lesson. The children are introduced to the take home point and experience the Bible event.*

Puppet Presentation

Supplies: Bubba puppet carrying paper and a pen or pencil; Presenter holds a Bible

Presenter: Boys and girls, let's call Bubba. (Children call "Bubba".)

Bubba: Hi everyone. I can't wait until I grow up!

Presenter: Why is that, Bubba?

Bubba: My mom has too many rules! No playing kick ball in the house, no soda at meals, in bed by 8 o'clock, don't eat a lot of candy. She has a million rules!

Presenter: What are you going to do about it, Bubba?

Bubba: When I grow up I can make my own rules. (Bubba gives the paper and pen to presenter.) Please write down the rules I am going to make when I am grown up.

Presenter: OK

Bubba: (says fast) Play kick ball in the house. Eat cookies and candy for breakfast. Drink soda all the time. Go to bed after midnight even on a school night. Boss my sister around. Buy every toy in the toy store.

Presenter: Who! I can't keep up with you. It sounds like you have a lot of rules too, Bubba.

Bubba: Mine are good rules.

Presenter: What are you going to do when your ball breaks something in the living room? What are you going to do when your stomach hurts from too much pop and candy? What are you going to do when you get sick from not getting enough sleep? Who will play with you when you are too bossy? And where are you going to get the money for all those toys?

Bubba: Ummm..I hadn't really thought about that.

Presenter: Rules aren't there to make us mad or upset, but to help us. What

would happen to a toddler if he runs out into the street?

Bubba: He might get hit by a car.

Presenter: That's right. His mother gives him that rule because she loves him and wants to keep him safe. Good rules really are not about being mean, but about love.

Bubba: Grownups are so lucky. They don't have to follow any rules.

Presenter: Yes we do. God gave us ten rules called the Ten Commandments. His rules teach us how to love God and how to love others. That is what God is all about, love.

Bubba: The Ten Commandments are for everyone?

Presenter: Yes they are. When we follow the rules, things go well. When we don't follow the rules, trouble happens.

Bubba: I need to know about these rules.

Presenter: Yes you do. Would you like to learn more about this Bible event?

Bubba: Yes I would.

Presenter: First, let's practice the take home point. I'll say the first part and you say the second part.

Bubba: OK

Presenter: *GOD'S RULES ARE COOL!...now you say, "Obey God's rules."

Bubba: Obey God's rules.

Presenter: Do you think you can teach the boys and girls?

Bubba: Sure.

Presenter: OK everybody, *GOD'S RULES ARE COOL!...

Bubba: (and everyone): Obey God's rules.

Presenter: One more time. *GOD'S RULES ARE COOL!...

Bubba: (and everyone): Obey God's rules.

Presenter: Wonderful. Say "goodbye" Bubba.

Bubba: Bye everyone!

Bible Event: Imagination Theater

Supplies: small toy; two similar toys but one smaller than the other

NOTE: *Different church bodies number the commandments in different ways. See Appendix B for clarification. Find out how your church body numbers the commandments and use that system. If necessary, modify the following content to your ministry setting.*

Presenter holds the Bible

Our Bible event today is from a book in the Bible called Exodus. In Exodus we learn how God gave the Israelites the law through Moses.

We have been learning how God led the Israelites out of Egypt. Last week we learned that God led them to the Red Sea and then parted the sea so they could walk across on dry ground and escape the Egyptians. Today we are going to learn that God wanted them to learn how to follow him even better. So he gave them a special rock tablet with ten special rules on it called the Ten Commandments.

God led the Israelites to a mountain called Mount Sinai. Then he led Moses to the top of the mountain and God came down on the mountain. On Mount Sinai, God gave Moses a stone tablet with the ten rules we talked about, the Ten Commandments. The Ten Commandments were broken into two groups of rules. The first group taught the people how to love God. The second group taught them how to love each other. God wants all people including us, to follow, and obey, those ten cool rules all the time. Let's find out what those rules are.

Call one child up onto stage to help.

The first rule is: Keep God number one. Have the child point one finger up. **We should not make toys, money, friends, or parents number one in our lives. Only God should have that special place.**

The second rule is: Have no idols. Don't worship fake gods. Have the child fold hands and look up to heaven. **We are only to worship the true God.**

The next rule is: Honor God's name. Keep God's name holy. Have the child repeat the following phrases: **"Praise God!" "I love you, God!" "Jesus, you are my Savior!"** We are to use God's name only good ways. **We are not to say "Oh, my God!" OR "Jesus Christ!" when we are angry, upset, or even just surprised. God's name is very special and we show him love when we keep it special.**

Another rule is: Honor God's special day. Have the child bow her head

in prayer. **We pick one day a week to go to church, rest, and spend time with God. That is what you are doing right now!**

Those are the rules that help us show love to God. Next God gave some rules on how to show love to others. Bring up another child of the opposite sex.

God said to honor our parents. We honor our parents when we treat them well, obey them, and speak nice to them. That is how we show them love. Tell children to say, "Yes mom."

Next, God said: Don't murder or hurt others. Have one child fall down and other child help them up. **Instead, we are to help others when they are hurt and be kind to their bodies.**

A rule God gave to husbands and wives was for them to love each other. Have a boy and girl hold hands. **Husbands and wives should do everything they can to show love in their marriage.**

Another one of God's cool rules is: Never steal. Give one child a toy and have them give it to the other child. **We shouldn't take other people's things but, instead, help them take care of their stuff.**

God's next cool rule was to never lie. We show love when we only say kind things about other people. Have one child tell the other that they are nice.

Another cool rule of God's is to never be jealous of someone's stuff. Give one child a bigger toy and one a smaller toy. Have the child with the smaller toy smile. **We should, instead, be happy with the gifts God has given us and be happy for others when God has given them something nice.**

God gave us his cool rules so we can love him and love one another. Do you know what the coolest thing is? God also shows us his love. He knows we can't obey his rules perfectly, so he sent his Son Jesus to do it for us. Jesus kept God's laws perfectly, then he died on the cross for our punishment. Three days later he came back to life to tell us we are forgiven. We keep God's laws not to keep from being punished, but because we love God and we love others. We love because God first loved us! Isn't that cool?!

Boys and girls, let's practice the take home point together. I will say the first part and you repeat the last part. *GOD'S RULES ARE COOL!...Obey God's rules.

Let's fold our hands and pray. Repeat after me.

Dear God,
We love you.
Your rules are cool.
Help us obey them.
Thank you, thank you, thank you.
In Jesus' name.
Amen.

Song:

Let's sing our song of the week. (To the tune of Frere Jaques)

Capitalized letters indicate emphasis on that syllable when the rhyme is sung.

GOD'S rules ARE cool.
GOD'S rules ARE cool.
YES they ARE.
YES they ARE.
PLEASE help ME o-BEY them.
PLEASE help ME o-BEY them.
I thank GOD.
YES i DO.

Small Group Application (30 minutes)



Purpose: Children will break into small groups. Smaller groups enable children to develop closer relationships with adults and peers in the church. In your small groups you will reinforce the take home point with a fun hands-on activity and discuss the Bible event. Review questions help kids apply the take home point to their daily lives.

Activity 1: Craft “Magnetic Commandments”

Supplies: Copies on cardstock of Appendix A, one per two children; set of Ten Commandment sticky labels per child; crayons or markers; magnetic tape; scissors

Boys and girls, today we are going to make a set of commandments to put on your refrigerator. They will remind you that three commandments show us how to love God. The other seven show us how to love others. The hearts are a reminder of God's ten cool rules, his Ten Commandments. They are ways to show love to God and people.

- Cut out the tablets or leave them half sheet sized.
- Color the cross with brown crayons.
- Affix the commandment stickers, four under “Love God” and six under “Love Others.” (Option: color the hearts with red markers or crayons.)
- Attach magnetic tape to the back of the craft.

Now you have a set of Ten Commandments that will remind you of God's love. We love God because he first loved us. How has God shown his love for us? Pause and accept any answer from the kids. How can we show our love for him and for others?

Review the Bible Event.

What are the two main parts of God's cool rules, the Ten Commandments?
(*Love God. Love others.*)

Let's practice the take home point. *GOD'S RULES ARE COOL!...Obey God's rules.

Let's fold our hands and pray. Repeat after me.

Dear God,
We love you.
Your rules are cool.
Help us obey them.
Thank you, thank you, thank you.
In Jesus' name.
Amen.

Song:

Let's sing our song of the week. (To the tune of Frere Jaques)

Capitalized letters indicate emphasis on that syllable when the rhyme is sung.

GOD'S rules **ARE** cool.
GOD'S rules **ARE** cool.
YES they **ARE**.
YES they **ARE**.
PLEASE help **ME** o-**BEY** them.
PLEASE help **ME** o-**BEY** them.
I thank **GOD**.
YES i **DO**.

Activity 2: Snack “Pretzels and Cheese”

Supplies: napkins, cups, water or juice; ten small pretzels (original shape) for each child; squirt cheese

*****CAUTION: Be aware of food allergies children may have, before you give them**

Before we eat our snack, let’s fold our hands and pray. Repeat after me.

Dear God,
We love you.
Your rules are cool.
Help us obey them.
Thank you, thank you, thank you.
In Jesus’ name.
Amen.

Boys and girls, today we are going to use these pretzels to remind us of the Ten Commandments.

(Give each child ten pretzels.) These ten pretzels are a reminder of God’s ten cool rules, the Ten Commandments.

Look at the shape of the pretzels. The pretzels look like the shape of the Ten Commandments tables. They also look kind of like the shape of a heart. When we look at them, we can be reminded that God’s cool rules are all about love and that is why we obey them.

Eat one pretzel. (Do not let the children take a drink.) When we eat pretzels by themselves, they are dry. Give the children some squirt cheese and let them dip the rest of their pretzels in the cheese. The cheese makes the pretzels taste better. In the same way, when we remember that rules, especially God’s Ten Commandments, are about love, they taste sweeter and they seem better also.

Review the Bible event.

Why do we keep God’s Ten Commandments? (Because God loved us so we want to love him back and love others.)

Let’s practice the take home point. *GOD’S RULES ARE COOL!...Obey God’s rules.

Song:

Let's sing our song of the week. (To the tune of Frere Jaques)

Capitalized letters indicate emphasis on that syllable when the rhyme is sung.

GOD'S rules **ARE** cool.
GOD'S rules **ARE** cool.
YES they **ARE**.
YES they **ARE**.
PLEASE help **ME** o-**BEY** them.
PLEASE help **ME** o-**BEY** them.
I thank **GOD**.
YES i **DO**.

Activity 3: Game “Heartscotch”

Supplies: 10 paper hearts with numbers 1 – 10; masking tape; marker

Tape the paper hearts on the floor, about a foot from each other, in the following pattern:

9 8
10 3 2 7
4 1 6
5



Boys and girls, today we are going to play a game of Heartscotch. One at a time, you will hop with both feet through the hearts in the correct numerical order. If you skip a number or do not land on it correctly, I will put an X on it. The children waiting for a turn will help me look for mistakes.

Repeat the process, this time popping on only one foot. Repeat again this time hopping backward.

Those X's are all the mistakes we made. As a group, we couldn't do the Heartscotch perfectly. In the same way, not even one person can keep God's law and love him and other people perfectly. Look at the X's again. They are similar to crosses. It reminds us each time we say to God, "I'm sorry for sinning or doing wrong," God puts Jesus' blood on the sin and X's it out.

Review the Bible event.

What is a rule you have trouble obeying? *(Answers will vary but may include lying, disobeying parents, or fighting with a sister or brother. If the children cannot think of ways they sin, give some examples.)*

Let's practice the take home point. ***GOD'S RULES ARE COOL!...Obey God's rules.**

Let's fold our hands and pray. Repeat after me.

Dear God,
We love you.
Your rules are cool.
Help us obey them.
Thank you, thank you, thank you.
In Jesus' name.
Amen.

Song:

Let's sing our song of the week. (To the tune of Frere Jaques)

Capitalized letters indicate emphasis on that syllable when the rhyme is sung.

GOD'S rules **ARE** cool.
GOD'S rules **ARE** cool.
YES they **ARE**.
YES they **ARE**.
PLEASE help **ME** o-**BEY** them.
PLEASE help **ME** o-**BEY** them.
I thank **GOD**.
YES i **DO**.

Prayer Time

How did God show us his love? *(He sent Jesus to keep his rules perfectly and then die and rise again for our sins.)*

Ask children for prayer requests and pray as a group for child's request.

Let's practice the take home point. *GOD'S RULES ARE COOL!...Obey God's rules.

Let's fold our hands and pray. Repeat after me.

**Dear God,
We love you.
Your rules are cool.
Help us obey them.
Thank you, thank you, thank you.
In Jesus' name.
Amen.**

Song:

Let's sing our song of the week. (To the tune of Frere Jaques)

Capitalized letters indicate emphasis on that syllable when the rhyme is sung.

**GOD'S rules ARE cool.
GOD'S rules ARE cool.
YES they ARE.
YES they ARE.
PLEASE help ME o-BEY them.
PLEASE help ME o-BEY them.
I thank GOD.
YES i DO.**

Safety and Security: Safety and security procedures are important for each church to carefully define and implement according to their unique needs. The security, safety, illness and accident procedures described in this curriculum are provided for example purposes only and may not be appropriate, applicable or adequate for every situation. Each church is responsible for determining whether any security, safety, illness and accident procedures contained in the curriculum are appropriate, applicable or adequate for its unique situation. The activities described in this curriculum require adult supervision and may not be suitable for each child and each situation. Each church is responsible for ensuring that adequate adult supervision is provided for all activities and for determining whether an activity is appropriate for each child and each situation. Kids Kount Publishing disclaims all liability for the implementation of any procedures or the performance of any activities described in this curriculum.

Large Group Wrap-Up (10 minutes)



Purpose: *The crazy bird puppet, Albie, struggles with learning the take home point. We try to teach him the take home point, but each time he confuses words or concepts. After three attempts, he finally gets it right.*

Singing: (Optional, two or three songs, as time allows)

Supplies: Albie the puppet, sample of today's craft and snack.

Lesson Review with Puppet Skit

Presenter shows Albie an example of each of the Activities done in small group. Then the kids attempt to teach Albie the take home point.

Presenter: We want to welcome all our guests today and thank them for coming. (If you give guests a gift for coming, do it now.)

Presenter: Albie, look at the craft the children made today. It is magnetic Ten Commandments. The children are going to teach you our take home point. Listen carefully.

Presenter: (says to kids):

***GOD'S RULES ARE COOL!...**

Kids say:

...Obey God's rules.

Presenter: (says to Albie):

***GOD'S RULES ARE COOL!...**

Albie says:

I am cool, you like to drool!



Presenter: Albie, look at the snack we ate. It looks like the stone Ten Commandments God gave Moses. Now listen carefully to the take home point.

Presenter: (says to kids):

***GOD'S RULES ARE COOL!...**

Kids say:

...Obey God's rules.

Presenter: (says to Albie):

***GOD'S RULES ARE COOL!...**

Albie says:

I want a cheese-filled swimming pool!

Presenter: Albie, today we played a game called Heartscotch. Now, please listen closely to the take home point.

Presenter: (says to kids):

***GOD'S RULES ARE COOL!...**

Kids say:

...Obey God's rules.

Presenter: (says to Albie):

***GOD'S RULES ARE COOL!...**

Albie says:

My second cousin is a stubborn mule!

Presenter says:

Albie, listen one last time.

Kids response:

***GOD'S RULES ARE COOL!...**

...Obey God's rules.

Presenter: (says to Albie): ***GOD'S RULES ARE COOL!...**

Albie's response: (Warms up his singing voice with "Mee, mee, mee, mee..." and sings in a silly dramatic opera-like voice)
***GOD'S RULES ARE COOL!...Obey God's rules.**

Presenter says to Albie: Good job, Albie!

Albie can leave stage or join in the prayer and song.

Let's fold our hands and pray. Repeat after me.

**Dear God,
We love you.
Your rules are cool.
Help us obey them.
Thank you, thank you, thank you.
In Jesus' name.
Amen.**

Song:


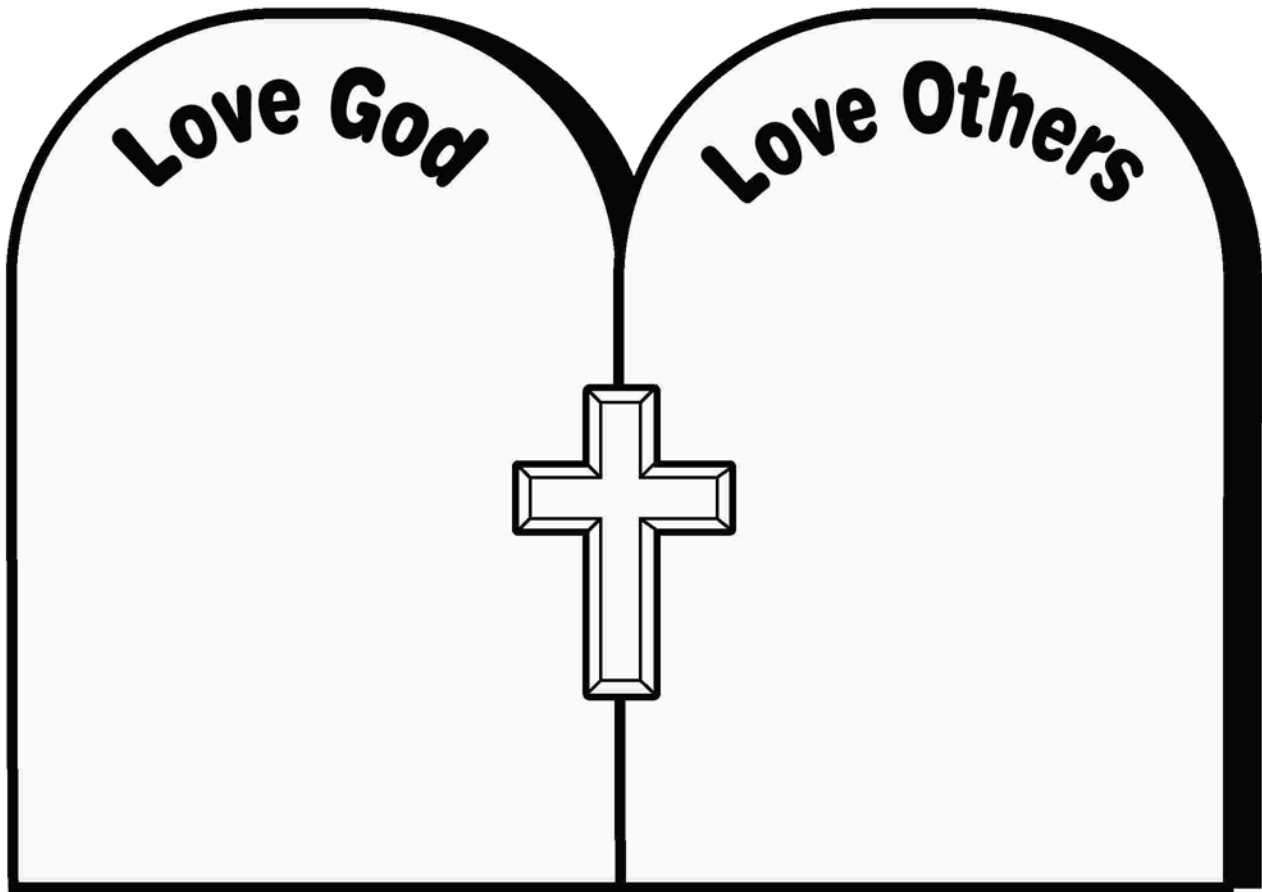
Let's sing our song of the week. (To the tune of Frere Jaques)

Capitalized letters indicate emphasis on that syllable when the rhyme is sung.

**GOD'S rules ARE cool.
GOD'S rules ARE cool.
YES they ARE.
YES they ARE.
PLEASE help ME o-BEY them.
PLEASE help ME o-BEY them.
I thank GOD.
YES i DO.**

Goodbye boys and girls. Remember that God loves you and he wants you to obey his rules.

	Give God first place in your life		Give God first place in your life		Give God first place in your life		Give God first place in your life
	Do not worship anyone or anything but God		Do not worship anyone or anything but God		Do not worship anyone or anything but God		Do not worship anyone or anything but God
	God's name is special. Use God's name with respect		God's name is special. Use God's name with respect		God's name is special. Use God's name with respect		God's name is special. Use God's name with respect
	Save one day each week to rest and spend time with God		Save one day each week to rest and spend time with God		Save one day each week to rest and spend time with God		Save one day each week to rest and spend time with God
	Respect and obey your father and mother		Respect and obey your father and mother		Respect and obey your father and mother		Respect and obey your father and mother
	Do not harm anyone		Do not harm anyone		Do not harm anyone		Do not harm anyone
	Mothers and fathers should keep their promises		Mothers and fathers should keep their promises		Mothers and fathers should keep their promises		Mothers and fathers should keep their promises
	Do not steal. Treat other people's things with respect		Do not steal. Treat other people's things with respect		Do not steal. Treat other people's things with respect		Do not steal. Treat other people's things with respect
	Tell the Truth		Tell the Truth		Tell the Truth		Tell the Truth
	Be happy with who you are and what you have		Be happy with who you are and what you have		Be happy with who you are and what you have		Be happy with who you are and what you have
	Give God first place in your life		Give God first place in your life		Give God first place in your life		Give God first place in your life
	Do not worship anyone or anything but God		Do not worship anyone or anything but God		Do not worship anyone or anything but God		Do not worship anyone or anything but God
	God's name is special. Use God's name with respect		God's name is special. Use God's name with respect		God's name is special. Use God's name with respect		God's name is special. Use God's name with respect
	Save one day each week to rest and spend time with God		Save one day each week to rest and spend time with God		Save one day each week to rest and spend time with God		Save one day each week to rest and spend time with God
	Respect and obey your father and mother		Respect and obey your father and mother		Respect and obey your father and mother		Respect and obey your father and mother
	Do not harm anyone		Do not harm anyone		Do not harm anyone		Do not harm anyone
	Mothers and fathers should keep their promises		Mothers and fathers should keep their promises		Mothers and fathers should keep their promises		Mothers and fathers should keep their promises
	Do not steal. Treat other people's things with respect		Do not steal. Treat other people's things with respect		Do not steal. Treat other people's things with respect		Do not steal. Treat other people's things with respect
	Tell the Truth		Tell the Truth		Tell the Truth		Tell the Truth
	Be happy with who you are and what you have		Be happy with who you are and what you have		Be happy with who you are and what you have		Be happy with who you are and what you have



Introduction to The Ten Commandments

The importance of this topic:

By the time a child graduates sixth grade in your children's ministry, what are the essential topics you want to be assured that the child has learned or, at least, been exposed to?

Obviously, one of the most important is the knowledge of salvation, grasping the person and work of Jesus. What other topics would you want to include in the spiritual formation of your children? At the top of the list needs to be a clear picture of what the Christian life looks like. This is given to us in the Ten Commandments.

In its short form, Jesus summarized the law as *loving God and loving people*. More specifically, the Bible gives us Ten Commandments that describe our Christian life. Children are capable of learning, even memorizing these Ten Commandments. In this series, the kids will be able to recite the content of all Ten Commandments.

There's a difference in numbering the Ten Commandments:

Denominations number the Ten Commandments differently. There are more than ten imperative statements in the reading of the Ten Commandments. If you were to check Exodus 20:1-17 and Deuteronomy 5:6-21, you would find fourteen imperatives. Some of these are easily grouped together such as "Remember the Sabbath Day... sixth day you shall labor...on the Sabbath, you shall not do any work..." (NIV). Other groupings, however, are not as obvious. Which are the Ten Commandments and for that matter, how do we even know there are ten?

We arrive at the conclusion that there are ten commandments because in passages like Exodus 34:28 it refers to Moses having received ten. These verses don't actually say there are ten commandments, rather they refer to ten WORDS. The Hebrew is *eser dabar*, which means – ten words. In English, it is often translated as "the Ten Commandments." Exodus 34:28 reads in the NIV: "And he wrote on the tablets the words of the covenant, the Ten Commandments." God's Word translates Deuteronomy 4:13 as: "The Lord told you about the terms of his promise, the Ten Commandments, which he commanded you to do. Then he wrote them on two stone tablets." Since these passages refer to the ten words and not ten commandments, this opens the possibility that not all of the "words" are imperative statements. By Jewish reckoning, for example, the first commandment isn't a commandment at all. It is the first sentence of the covenant... "I am the LORD your God..."

What are the different arrangements of the Ten Commandments?

Given the different possibilities for arranging the Ten Commandments, three major groupings or numberings have emerged. These are:

1. The Jewish interpretation.
2. The interpretation based on Augustine, used by the Roman Catholics and Lutherans.
3. The most popular, the Orthodox system of order is used by the Greek Orthodox Church and later adopted by most protestant denominations.

The following chart lists these out accordingly:

Comparing Numbering Systems

Commandment Number	Jewish System	Augustinian System (Catholics & Lutherans)	Orthodox System (Greek Orthodox and most Protestant Churches)
Introduction	And God spoke all these words, saying,	And God spoke all these words, saying, “I am the LORD your God.”	And God spoke all these words, saying “I am the LORD your God.”
1st	“I am the LORD your God.”	“You shall have no other gods before me. You shall not make for yourself a graven image.”	“You shall have no other gods before me.”
2nd	“You shall have no other gods before me. You shall not make for yourself a graven image.”	“You shall not take the name of the LORD your God in vain.”	“You shall not make for yourself a graven image.”
3rd	“You shall not take the name of the LORD your God in vain.”	“Remember the Sabbath day, to keep it holy.”	“You shall not take the name of the LORD your God in vain.”
4th	“Remember the Sabbath day, to keep it holy.”	“Honor your father and your mother.”	“Remember the Sabbath day, to keep it holy.”
5th	“Honor your father and your mother.”	“You shall not kill.”	“Honor your father and your mother.”
6th	“You shall not kill.”	“You shall not commit adultery.”	“You shall not kill.”
7th	“You shall not commit adultery.”	“You shall not steal.”	“You shall not commit adultery.”
8th	“You shall not steal.”	“You shall not bear false witness against your neighbor.”	“You shall not steal.”
9th	“You shall not bear false witness against your neighbor.”	“You shall not covet your neighbor’s wife.”	“You shall not bear false witness against your neighbor.”
10th	“You shall not covet your neighbor’s wife; and you shall not desire anything that is your neighbor’s.”	“You shall not desire anything that is your neighbor’s.”	“You shall not covet your neighbor’s wife or you shall not desire anything that is your neighbor’s.”

How will you teach your Ten Commandments?

We suggest that you follow the numbering tradition of your denomination. Note, as well, that there are good reasons why they may be numbered in different ways. Please be slow to criticize other numbering systems. Regardless of how they are numbered, the same material is learned in all of them. However, it is important that the kids can recite the Ten Commandments and they need to learn some ordered system in doing this.