



Date: _____

Series: Jesus' Miracles
Spring, Year 2, Lesson 52

Miraculous Catch

Take Home Point: *Jesus works miracles.

*Repeat this phrase throughout the lesson. Leaders say the phrase and the children repeat it.

Bible Event: Luke 5:1-11

We will help children know:

- Jesus can work miracles.
- Miracles are special things that can only happen by God's power.
- Jesus uses ordinary people and objects for miracles.

We will help children feel:




- Excited to learn about Jesus' miracles.
- Happy that Jesus loves them.

We will help children do:

- Participate in acting out the Bible Event.
- Eat a snack that reminds us of the miraculous catch.
- Make a fishing boat and lots of fish.
- Play a learning game called *Can Fish Do This?* and a movement game called *Swim, Fishy, Swim*.
- Take home a copy of *God Talk at Home* to reinforce learning today's Take Home Point: ***Jesus works miracles.**

Kingdom Quest Year 2 - Lesson 52 - 1

THIS LESSON'S ROADMAP

DESTINATION	PAGE #	DISCOVERIES ON YOUR JOURNEY	SUPPLIES NEEDED
Warm-Up (5-10 minutes)	3	Transition Time	<ul style="list-style-type: none"> toys of your choice
Large Group Opening (5-10 minutes) 	3	Sing (Optional)	<ul style="list-style-type: none"> songs of your choice
	3	Puppet Presentation	<ul style="list-style-type: none"> Judy puppet and pink pony
	4	Bible Reading	<ul style="list-style-type: none"> children's picture Bible
Small Group Application (10 minutes—each activity) 	6	Activity 1: Acting Out Bible Event	<i>Activity 1: Bible Event</i> <ul style="list-style-type: none"> children's picture Bible
	8	Activity 2: Snack	<i>Activity 2: Snack</i> <ul style="list-style-type: none"> napkins cups of water fish crackers
	9	Activity 3: Craft	<i>Activity 3: Craft</i> <ul style="list-style-type: none"> 5 oz. cup, one per child copies of Appendix A (1 sheet for 2 children) 5" pieces of string or ribbon nylon netting crayons or colored pencils sticker that says "Jesus works miracles." Or permanent pen to write it on craft.
	10	Activity 4: Learning Game Movement Game	<i>Activity 4: Games</i>
	11		<i>Learning Game</i> <ul style="list-style-type: none"> none <i>Movement Game</i> <ul style="list-style-type: none"> one hula hoop 2 packing peanuts per child (option—cotton balls)
Large Group Wrap-Up (5-10 minutes) 	13	Review Lesson and Take Home Point	<ul style="list-style-type: none"> songs of your choice
	13	Pray	
	14	Sing (Optional)	

Warm-Up (Prior to class and first 10 minutes of the session.)

Young children this age need a time to get acquainted with the new surroundings as they enter the classroom. Provide a variety of calm activities and toys such as blocks, play centers and simple puzzles. These activities create an environment that helps young children let go of Mom and Dad. If necessary, Mom and Dad may play with them for a few minutes and then leave.

Large Group Opening (5-10 minutes)



Purpose: You may use singing as a large group activity and to gather attention. The opening puppet presentation is a quick overview introducing the Bible Event and Take Home Point. Early childhood humor is also used. Bubba often says something silly about elephants. Judy says something silly about pink ponies. Let the children enjoy the “joke” but use it to call attention to the Bible Event.

Singing: Use music of your choice.

Puppet Presentation

*Supplies: children's picture Bible
Pink pony*

Judy Learns About Miracles

Presenter: Boys and girls, let's call out Judy.

Kids call out Judy...Judy...Judy

Judy enters with pink pony.

Presenter: Hi, Judy. How are you today?

Judy: I am wonderful because I am going to do something really special.

Presenter: Really? What are you going to do?

Judy: I am going to make my pink pony fly.

Presenter: You are going to make your pink pony fly? I do not believe it.

Judy: Yes. Watch this. (She pushes pony off stage level and it falls to the ground.)
Oops. It did not fly. (Presenter picks it up.)

Presenter: It sure didn't.

Judy: I'm going to try it again. Maybe she wasn't ready.

Presenter: Ok. We'll try it again. Boys and girls, do you think she can make it fly? Wait for response.

Judy: I'm sure it can. Fly away pony. (She pushes it and down it goes. Presenter picks it up again.)

Presenter: I don't think it's going to work, Judy. It would be a miracle if you could make that pink pony fly.

Judy: I want to do a miracle. Pink pony---fly! (It falls to the ground. Presenter picks it up.)

Presenter: Judy, God is the only one who can do a miracle. Do you think he is going to use you to do a miracle and make your pink pony fly?

Judy: Maybe he will.

Presenter: God does miracles to help people. Jesus is God's Son and today we will hear about a miracle Jesus did.

Judy: Did he make a pink pony fly?

Presenter: No, he did not. But he did something to help people. He helped some fishermen catch some extra fish.

Judy: What's so special about that?

Presenter: See what I am holding? This is the Bible. It is God's word. Everything in the Bible is true. Now I am going to read about the very special miracle from the Bible. It was something only God could do through his power. Let's put on our listening ears.

Read the Bible Event from a children's picture Bible

Presenter: Let's practice the Take Home Point. I'll say it first and you repeat after me: *Jesus works miracles. Jesus works miracles.

Presenter: Judy, will you help us sing our song of the week?

Judy: Sure, I love to sing.

Song: to the tune of *Mary Had a Little Lamb*

Capitalized letters indicate emphasis on that syllable when the rhyme is sung.

Jesus **W**O-rks **M**IR-a-CLES,
MIR-a-CLES, **M**IR-a-CLES.
Jesus **W**O-rks **M**IR-a-CLES.
HE wants **U**S to **B**E-lieve.

Let's fold our hands and say a prayer. Repeat after me.

Dear God, Dear God,
You are with us. You are with us.
We love you. We love you.
Your Son is Jesus. Your Son is Jesus.
He works miracles. He works miracles.
Thank you, thank you, thank you. Thank you, thank you, thank you.
In Jesus' name. In Jesus' name.
Amen. Amen.

Small Group Application (30-40 minutes)



Purpose: Young children learn best by repetition. Review the Bible Event and practice the Take Home Point as you rotate through the activities.

The shepherd to child ratio for three-year-olds should be one to six or fewer. Divide into groups of six with one shepherd or have a slightly larger group with two shepherds.

Groups rotate from activity to activity. Another option, especially for larger churches, is to provide a leader at each activity table with a shepherd leading a group of up to twelve. The ratio will be maintained at one to six.

Activity 1: Acting Out the Bible Event

Supplies:

- Children's picture Bible

Miraculous Catch Luke 5:1-11

Introduction

Hold up a children's picture Bible.

This is the Bible. It is God's word. Let's act out what it says in the Bible. When you see me do the actions, you do them, too.

Jesus gets in the boat.

- One day Jesus was teaching and so many people came to see him that they crowded all around. Crowd all around me—like they crowded around Jesus.
- Jesus couldn't even talk to the people because they were so close to him. So he walked out to the water and stepped into the boat of Peter. Let's walk out to the boat.
- There he sat in the boat and spoke to the people. Let's sit in the boat.
- All of the people listened carefully. Let's see you hold your hand behind your ear and listen carefully.

Jesus takes them fishing.

- After Jesus finished teaching people from the boat, he said to Peter, "Let's go fishing, Peter." Peter and his friends had been fishing all night long and did not catch any fish. They thought it would do no good to go fishing now. Let's shake our heads.
- But because Jesus said so, Peter and his friends moved the boat, put the sail up and went fishing. Let's pull the sail up.
- Now we are going out to the deep water. I see the water right out here. Point to the deep water.
- Now let's pick up the nets from the bottom of the boat and throw the nets overboard. Help me throw the nets overboard.

They wait for the fish.

- Then, Peter and his friends sat down to wait. Let's tap our toes while we wait.
- They did not think any fish would get into the nets. They had already tried. But, remember, Jesus said, "Let's go fishing." Jesus told Peter, "Let down your nets and catch some fish."
- So Peter waited. Then, guess what? The fish began jumping in the net. The net began to get heavy, and heavier. And it got so heavy it was ready to break. Try to lift the heavy net.
- Oh, my, we'd better start pulling all these nets back in the boat. Quick, everyone hurry! Pull in the nets. Pull them in!
- Now look what is coming into the boat—all these fish flopping around. Keep pulling in the nets.
- There are more fish and more fish! Pick up a fish and see it wiggle.
- Who is holding on to a wiggly fish? Ack!! Our boat is filling up with fish. They are all around us.

It's a miracle.

- There were so many fish in the boat that the boat began to sink. Peter and his friends called for help. "Get another boat, please. Come help us carry in the fish before we sink." Let's wave to our friends and invite them to come over and help us.
- Yell, "Help."
- Now they are helping us pull in the fish. Pull in the nets again and fill up the boat.

Both boats were full.

- Both boats were full. Peter became very quiet. Peter knew that a miracle had happened. A miracle is something only God can do.
- Peter pointed at Jesus and said, "He did a miracle." Let's point to Jesus and say, "He did a miracle."
- Peter said, "He must be God. I'm not good enough to be near him." But Jesus said, "Don't be afraid, Peter. I want to be your friend. Leave your fishing and come, follow me. I'll teach you many wonderful things."
- So Jesus and Peter got out of the boat (climb out of a boat) and walked away with the friends of Jesus: James, John, and his other followers. They had all seen Jesus work a miracle.
- Jesus still does miracles today. The best thing that Jesus does for us is giving his life for us so that all of our sins will be taken away.

Pray, Sing and Review the Take Home Point

Prayer:

Let's fold our hands and say a prayer. Repeat after me.

Dear God, Dear God,

You are with us. You are with us.

We love you. We love you.

Your Son is Jesus. Your Son is Jesus.

He works miracles. He works miracles.

Thank you, thank you, thank you. Thank you, thank you, thank you.

In Jesus' name. In Jesus' name.

Amen. Amen.

Let's sing our song of the week.

Song: to the tune of *Mary Had a Little Lamb*

Capitalized letters indicate emphasis on that syllable when the rhyme is sung.

JESUS WO-rks MIR-a-CLES,

MIR-a-CLES, MIR-a-CLES.

JESUS WO-rks MIR-a-CLES.

HE wants US to BE-lieve.

Take Home Point:

Let's practice the Take Home Point. I'll say it first and you repeat after me: *Jesus works miracles. Jesus works miracles.

Activity 2: Snack

Supplies:

- *Napkins*
- *Cups and water*
- *Fish crackers*

BE AWARE OF ANY FOOD ALLERGIES CHILDREN MAY HAVE BEFORE YOU GIVE THEM ANY FOOD TO EAT.
--

Today we are going to eat a snack that reminds us of the miraculous catch of fish. Before we eat our snack, let's fold our hands and say a prayer. Repeat after me.

Dear God, Dear God,
You are with us. You are with us.
We love you. We love you.
Your Son is Jesus. Your Son is Jesus.
He works miracles. He works miracles.
Thank you, thank you, thank you. Thank you, thank you, thank you.
In Jesus' name. In Jesus' name.
Amen. Amen.

Today we are learning about one of the miracles Jesus performed. This time he made the fishermen Peter and Andrew catch so many fish that their boat almost sank. Pass out napkins, cups of water and a few fish crackers. What do fish swim in? That's right, they swim in the water. Now you have fish and you have water—the same things Jesus used to perform a miracle. Jesus worked a miracle using ordinary things. Isn't he great? You can eat your snack now.

Let's practice the Take Home Point. I'll say it first and you repeat after me: *Jesus works miracles. Jesus works miracles.

Let's sing our song of the week.

Song: to the tune of *Mary Had a Little Lamb*
Capitalized letters indicate emphasis on that syllable when the rhyme is sung.

JESus WO-rks MIR-a-CLES,
MIR-a-CLES, MIR-a-CLES.
JESus WO-rks MIR-a-CLES.
HE wants US to BE-lieve.

Activity 3: Craft

Children take pride in making something themselves. Resist trying to do too much for children so that they can say, "I did it myself."

Supplies:

- One 5 ounce paper or plastic cup per child
- nylon netting, any color
- 5" pieces of string or ribbon (one per child)
- crayons or colored pencils
- Copies of Appendix A, one copy per two children
- Sticker that says, "Jesus works miracles." (Option: permanent pen to write it on boat)

Before class, cut out fish on appendix page—leave white space around fish.
Cut netting into 6" squares.

Today we are going to make our own boats with fishing nets to catch lots of fish. I am going to give you lots of fish (12). Let's color the fish and draw an eye on each one of them. If time permits, children can color the fish. Next, we will put all your fish in the net and I will tie it shut so none of the fish get away. Then we will fill our boats (cups) with the fish in the net. Place sticker on boat or write, "Jesus works miracles."

Let's practice the Take Home Point. I'll say it first and you repeat after me: *Jesus works miracles. Jesus works miracles.

Let's sing our song of the week.

Song: to the tune of *Mary Had a Little Lamb*

Capitalized letters indicate emphasis on that syllable when the rhyme is sung.

JESus WO-rks MIR-a-CLES,
MIR-a-CLES, MIR-a-CLES.
JESus WO-rks MIR-a-CLES.
HE wants US to BE-lieve.

Let's pray now. Fold your hands and repeat after me:

Dear God, Dear God,
You are with us. You are with us.
We love you. We love you.
Your Son is Jesus. Your Son is Jesus.
He works miracles. He works miracles.
Thank you, thank you, thank you. Thank you, thank you, thank you.
In Jesus' name. In Jesus' name.
Amen. Amen.

Activity 4: Games

Choose one or both games to play. Children with lots of wiggles should play the Movement Game first.

Learning Game

Supplies:

- none

Today we are going to play a game called *Can Fish Do This?* After you answer the questions, you can do the actions.

1. Can fish walk? No. Let's walk in place.
2. Can fish sing? No. Let's sing *The Farmer in the Dell*.
3. Can fish swim? Yes. Let's swim with our arms.
4. Can fish lay their heads on a pillow and go to sleep? No. Let's lay our head on our hands and close our eyes.
5. Can fish jump into nets on boats? Yes. Let's jump up and down.
6. Can fish play a computer game? No. Let's pretend to press the keys on a computer.
7. Can fish drive a car? No. Let's pretend to drive a car.
8. Can fish touch their toes? No. Let's touch our toes.
9. Can fish flap their fins? Yes. Let's flap our pretend fins.
10. Can fish help Jesus work a miracle? Yes. Let's say, "Jesus works miracles."

Movement Game

Supplies:

- 1 hula hoop
 - 2 packing peanuts per child (option: cotton balls)
- Place the hula hoop 5 feet away from the children.*

Today we have been learning that Jesus worked a miracle by catching thousands of fish. Our game today is called *Swim, Fishy, Swim*. Jesus is standing in the pretend boat (hula hoop). (Teacher can stand in hula hoop if you wish.) I am going to give you each two pretend fish (packing peanuts). I want you to put your fish on the floor because it is the pretend river. Now everyone start blowing on your fish until they get to the boat that Jesus is in. You can adjust the difficulty of the game by moving the hula hoop closer or farther away.

Let's practice the Take Home Point. I'll say it first and you repeat after me: *Jesus works miracles. Jesus works miracles.

Let's sing our song of the week.

Song: to the tune of *Mary Had a Little Lamb*

Capitalized letters indicate emphasis on that syllable when the rhyme is sung.

JESus WO-rks MIR-a-CLES,
 MIR-a-CLES, MIR-a-CLES.
 JESus WO-rks MIR-a-CLES.
 HE wants US to BE-lieve.

Let's pray now. Fold your hands and repeat after me:

Dear God, Dear God,

You are with us. You are with us.

We love you. We love you.

Your Son is Jesus. Your Son is Jesus.

He works miracles. He works miracles.

Thank you, thank you, thank you. Thank you, thank you, thank you.

In Jesus' name. In Jesus' name.

Amen. Amen.

Large Group Wrap-Up (5-10 minutes)



Lesson Review:

Presenter reviews the lesson with questions or by supplying key parts of the lesson with some words left out. Children are to supply the answers as the presenter shares the Bible Event.

**See if you know the words I'm thinking of when I tell the Bible Event.
If you know it, you may say it out loud without raising your hand.**

Jesus was on the shore by the lake preaching to the people. He stepped into something that was floating on the lake. Did Jesus get on a whale or a boat? (A boat.) When he was finished preaching, he told Peter, the owner of the boat, to go out in deep water and throw his nets overboard. What were they trying to catch? (Fish.) They had been out all night fishing. Did they catch anything? (No.) Did the disciples throw their nets in the deep water or did they throw in their lunch? (Deep water.) They thought there would not be any fish there. But when they threw their nets in the water they caught elephants, right? (No.) They caught so many fish that their boat almost sank. Did it sink? (No.) They knew it was a miracle that they caught so many fish. It is something that can be done only by God's power.

Lesson Prayer:

Let's fold our hands and pray. Repeat after me.

Dear God, Dear God,
You are with us. You are with us.
We love you. We love you.
Your Son is Jesus. Your Son is Jesus.
He works miracles. He works miracles.
Thank you, thank you, thank you. Thank you, thank you, thank you.
In Jesus' name. In Jesus' name.
Amen. Amen.

Lesson Song:

Let's sing our song of the week.

Song: to the tune of *Mary Had a Little Lamb*

Capitalized letters indicate emphasis on that syllable when the rhyme is sung.

JEsus **W**O-rks **M**IR-a-CLES,
MIR-a-CLES, **M**IR-a-CLES.
JEsus **W**O-rks **M**IR-a-CLES.
HE wants **U**S to **B**E-lieve.

Take Home Point:

Let's practice the Take Home Point. I'll say it first and you repeat after me: *Jesus works miracles. Jesus works miracles.

Lead the children in singing songs from a CD until parents begin arriving. Let parents know that they are welcome to join in. Dismiss by handing out God Talk at Home.

Safety and Security: Safety and security procedures are important for each church to carefully define and implement according to their unique needs. The security, safety, illness and accident procedures described in this curriculum are provided for example purposes only and may not be appropriate, applicable or adequate for every situation. Each church is responsible for determining whether any security, safety, illness and accident procedures contained in the curriculum are appropriate, applicable or adequate for its unique situation. The activities described in this curriculum require adult supervision and may not be suitable for each child and each situation. Each church is responsible for ensuring that adequate adult supervision is provided for all activities and for determining whether an activity is appropriate for each child and each situation. Kids Kount Publishing disclaims all liability for the implementation of any procedures or the performance of any activities described in this curriculum.

