



Date: _____
Series: Joshua
Summer, Year 2, Lesson 3

The Walls of Jericho

Take Home Point: *Praise God.

*Repeat this phrase throughout the lesson. Leaders say the phrase and the children repeat it.

Bible Event: Joshua 6:1-21

We will help children know:

- The people obeyed God and he knocked down the walls of Jericho.
- Joshua and his people praised God.




We will help children feel:

- Excited to praise God.
- Confident that God will help us.

We will help children do:

- Participate in acting out the Bible Event.
- Eat a snack that looks like trumpets.
- Make a praise tube for craft.
- Play a learning game called *Am I Listening?* and a movement game called *What Did You Say?*
- Take home a copy of *God Talk at Home* to reinforce learning today's Take Home Point: ***Praise God.**

THIS LESSON'S ROADMAP

DESTINATION	PAGE #	DISCOVERIES ON YOUR JOURNEY	SUPPLIES NEEDED
Warm-Up (5-10 minutes)	3	Transition Time	<ul style="list-style-type: none"> toys of your choice
Large Group Opening (5-10 minutes) 	3	Sing (Optional)	<ul style="list-style-type: none"> songs of your choice
	3	Puppet Presentation	<ul style="list-style-type: none"> Bubba puppet with a rolled up piece of paper in shape of megaphone taped to his hand
	4	Bible Reading	<ul style="list-style-type: none"> Children's picture Bible
Small Group Application (10 minutes—each activity) 	6	Activity 1: Acting Out Bible Event	<i>Activity 1: Bible Event</i> <ul style="list-style-type: none"> children's picture Bible
	9	Activity 2: Snack	<i>Activity 2: Snack</i> <ul style="list-style-type: none"> napkins cups of water Bugels
	10	Activity 3: Craft	<i>Activity 3: Craft</i> <ul style="list-style-type: none"> Cardboard tube, 1 for each child Dried rice Muffin cup liners (option: 5"square of paper) Sticker that says "Praise God" Curling ribbon Crayons tape
	11	Activity 4: Learning Game	<i>Activity 4: Games</i> <i>Learning Game</i> <ul style="list-style-type: none"> none
	12	Movement Game	<i>Movement Game</i> <ul style="list-style-type: none"> hula hoop Optional: beach ball and/or beanbags
Large Group Wrap-Up (5-10 minutes) 	14	Review Lesson and Take Home Point	<ul style="list-style-type: none"> songs of your choice
	14	Pray	
	14	Sing (Optional)	
	15	Take Home Point	

Warm-Up (Prior to class and first 10 minutes of the session.)

Young children this age need a time to get acquainted with the new surroundings as they enter the classroom. Provide a variety of calm activities and toys, such as blocks, play centers and simple puzzles. These activities create an environment that helps young children let go of Mom and Dad. If necessary, Mom and Dad may play with them for a few minutes and then leave.

Large Group Opening (5-10 minutes)



Purpose: You may use singing as a large group activity and to gather attention. The opening puppet presentation is a quick overview introducing the Bible Event and Take Home Point. Early childhood humor is also used. Bubba often says something silly about elephants. Judy says something silly about pink ponies. Let the children enjoy the "joke" but use it to call attention to the Bible Event.

Singing: Use music of your choice.

Puppet Presentation

Supplies:

- Children's picture Bible
- paper megaphone

Bubba Loves a Parade

Presenter: Boys and girls, shall we call out Bubba?

Kids call Bubba. **Bubba...Bubba...Bubba.** Bubba comes out holding a rolled piece of paper in the shape of a megaphone.

Bubba: *Puts megaphone to face and makes trumpet sound.* Too-ta-ta-toot! I'm here.

Presenter: My goodness, Bubba. What do you have?

Bubba: I have a trumpet.

Presenter: Why do you have a trumpet?

Bubba: Have you ever seen a parade?

Presenter: Yes. A parade is when people are marching and playing musical instruments. Everyone is happy.

Bubba: I like parades, so I thought I would start my own. Will you help me?

Presenter: Sure, Bubba.

Bubba: Okay. I need an elephant for my parade. Please get me one.

Presenter: Bubba, you sure love elephants, but I can't get you an elephant!

Bubba: Well, all the good parades have an elephant.

Presenter: Not all of them. Bubba, today we are going to learn about a special parade that God's people had.

Bubba: Did they have elephants?

Presenter: No, but they did have wonderful musical instruments. They played their trumpets, shouted, and praised God.

Bubba: How do you praise God?

Presenter: You praise God by telling him how wonderful he is. Even by shouting, singing, waving your arms, praying or playing a trumpet!

Bubba: *Puts megaphone to face and makes trumpet sound. Too-ta-ta-toot!*

Presenter: See what I am holding? This is the Bible. It is God's word. Everything in the Bible is true. Now I am going to read about our lesson from the Bible. Let's put on our listening ears.

Read the Bible Event from a children's picture Bible.

Presenter: What did you think of the Bible Event, Bubba?

Bubba: I don't understand why they had to march around the city so many times.

Presenter: They did it because God asked them to do it. The people obeyed.

Bubba: I am confused. How does marching around the city and shouting and praising God make the walls come down?

Presenter: It was a miracle from God. Joshua obeyed and trusted God to take care of them...and God did! The walls of Jericho came down with the sound of the people praising God. God won the battle for the people.

Bubba: Whoa! God is powerful.

Presenter: He sure is. Today we are going to learn how we can obey God and praise him. Let's practice the Take Home Point. I'll say it first and you repeat after me: *Praise God. Praise God.

Presenter: Bubba, will you help us sing our song of the week?

Bubba: Sure, I love to sing.

Song: to the tune of *Row, Row, Row Your Boat*

Capitalized letters indicate emphasis on that syllable when the rhyme is sung.

PRAISE, PRAISE, PRAISE our GOD.

PRAISE God EV-ery DAY.

I will PRAISE him.

I will PRAISE him.

PRAISE God EV-ery DAY.

Let's fold our hands and say a prayer. Repeat after me.

Dear God, Dear God,

You are with us. You are with us.

We love you. We love you.

We praise you. We praise you.

Thank you, thank you, thank you. Thank you, thank you, thank you.

In Jesus' name. In Jesus' name.

Amen. Amen.

Small Group Application (30-40 minutes)



Purpose: Young children learn best by repetition. Review the Bible Event and practice the Take Home Point as you rotate through the activities.

The shepherd to child ratio for three-year-olds should be one to six or fewer. Divide into groups of six with one shepherd or have a slightly larger group with two shepherds.

Groups rotate from activity to activity. Another option, especially for larger churches, is to provide a leader at each activity table with a shepherd leading a group of up to twelve. The ratio will be maintained at one to six.

Activity 1: Acting Out the Bible Event

Supplies:

- Children's picture Bible

Hold up a children's picture Bible. **This is God's word. Listen while I tell you the Bible Event. Let's act out what it says.**

The Walls of Jericho

Joshua 6:1-21

Introduction

Hold up a children's picture Bible.

This is the Bible. It is God's word. Let's act out what it says in the Bible. When you see me do the actions, you do them, too.

Joshua leads his people to a new land.

- Joshua was the leader of God's people. He was leading them to a new land where they could live. I think I see the city over there. Let's all point to the new land.
- But there were people in the new land who wanted to hurt them. They lived in a city called Jericho. It had tall walls all around it. Let's stretch high and pretend we are touching a very tall wall.

God already led them across the Jordan River.

- Joshua did not know how they would get in the city. Let's shrug our shoulders.
- But he trusted God and knew God would be with him. God had already led them across the Jordan River by parting the water. God's people had walked over on dry land. Let's pretend to walk across the dry land of the river.

God sends an angel to instruct Joshua.

- Joshua knew that the army of Jericho was very strong and mighty. Joshua was wondering how his army could fight against them. They had a city with tall walls. It seemed impossible to win. Then God sent an angel to talk to Joshua. The angel had a bright sword that glowed. Let's hold up our glowing sword.
- When Joshua saw the angel, he bowed down. Let's all bow down.
- The angel told Joshua he had a message from God. The angel had a plan from God.

People praise and parade.

- To defeat the people of Jericho, on day one (hold up one finger), the people lined up as in a parade to praise God. They blew trumpets as they marched around the great walls of the city one time.
- Let's line up and pretend to blow our trumpets while we march around this table (or an object in your room).
- God's leaders marched in front of the people. God told them not to fight or say a word. After they marched around the city of Jericho one time, God told them to return to camp.

Six days of marching and blowing trumpets.

- On day two (show two fingers), they marched around the city again, not speaking one word. They blew their trumpets to praise God. Let's march in place.
- On day number three (show three fingers), they marched around the city praising God again. Continue marching.
- On day number four (show four fingers), they marched around the city again.
- On day number five (show five fingers), they marched around the city some more.
- On day number six (show six fingers), they marched around the city again, blowing their trumpets to praise God.

People follow God's instructions.

- On day seven, they march around the city seven times just as God told them to do. Let's count to seven: one... two..., etc.
- After they finished marching, they took their hands and clapped them together, just like God told them to do. Let's clap our hands.
- Then they blew their horns and shouted, "Praise God!" Let's pretend to blow your horns and say, "Praise God."

The walls of Jericho fall.

- They knew that God was fighting for them because the walls began to shake and tremble. Let's shake and tremble all over.
- Then something amazing happened. The walls of the city came tumbling down! Let's all fall down.
- God's people shouted. They sang praises to God. He is more powerful than a mighty army. He fought for his people. Let's say, "Praise God!" Praise God.

We praise God today.

- Today God may not tell us to march around a city or to blow a horn, but he does tell us to praise him. We can praise him with our voices. We praise him when we sing songs. We praise him when we pray. We praise him when we tell others about him. Let's all say, *Praise God. Praise God.
- God is with us. When we have problems, he helps us anytime we need him.
- Let's practice the Take Home Point. I'll say it first and you repeat after me: *Praise God. Praise God.

Pray, Sing and Review the Take Home Point

Prayer:

Let's fold our hands and say a prayer. Repeat after me.

Dear God, Dear God,

You are with us. You are with us.

We love you. We love you.

We praise you. We praise you.

Thank you, thank you, thank you. Thank you, thank you, thank you.

In Jesus' name. In Jesus' name.

Amen. Amen.

Let's sing our song of the week.

Song: to the tune of *Row, Row, Row Your Boat*

Capitalized letters indicate emphasis on that syllable when the rhyme is sung.

PRAISE, PRAISE, PRAISE our GOD.

PRAISE God EV-ery DAY.

I will PRAISE him.

I will PRAISE him.

PRAISE God EV-ery DAY.

Take Home Point:

Let's practice the Take Home Point. I'll say it first and you repeat after me: *Praise God. Praise God.

Activity 2: Snack

Supplies:

- Napkins
- Cups and water
- Bugles

BE AWARE OF ANY FOOD ALLERGIES CHILDREN MAY HAVE BEFORE YOU GIVE THEM ANY FOOD TO EAT.

Today we are going to eat a snack that looks like the trumpets God's people used. Before we eat our snack, let's fold our hands and say a prayer. Repeat after me.

Dear God, Dear God,
You are with us. You are with us.
We love you. We love you.
We praise you. We praise you.
Thank you, thank you, thank you. Thank you, thank you, thank you.
In Jesus' name. In Jesus' name.
Amen. Amen.

Today we are learning how Joshua led God's people into the city of Jericho. After marching around the city for seven days, what did they play to make the walls fall? That's right, trumpets. Our snack looks like little trumpets.

Pass out napkins, cups of water and a few bugles.

Before you eat your snack, let's see if we can blow on our trumpet and make a noise.

Demonstrate by making a humming sound while you pretend to blow.

Let's practice the Take Home Point. I'll say it first and you repeat after me: *Praise God. Praise God.

Let's sing our song of the week.

Song: to the tune of *Row, Row, Row Your Boat*
Capitalized letters indicate emphasis on that syllable when the rhyme is sung.

PRAISE, PRAISE, PRAISE our GOD.
PRAISE God EV-ery DAY.
I will PRAISE him.
I will PRAISE him.
PRAISE God EV-ery DAY.

Activity 3: Craft

Children take pride in making something themselves. Resist trying to do too much for children so that they can say, "I did it myself."

Supplies:

- Cardboard tube, one for each child
- Muffin cup liners, 2 per child (option: 5" squares of paper, 2 per child)
- Tape
- Dried rice
- Sticker that says "Praise God"
- Crayons
- Curling ribbon

Before class, tape a muffin liner (or square of paper) on one end of tube and put sticker on end of tube (or write it on). Curl pieces of ribbon.

Today we are making praise tubes. You can color them and we will tape these pieces of ribbon on them to make them special. When you are finished decorating your praise tubes, we will put some rice in your tube and tape this paper (muffin liner or square of paper) on to hold it in. Now let's shake, shake, shake and praise God.

Let's practice the Take Home Point. I'll say it first and you repeat after me: *Praise God. Praise God.

Let's sing our song of the week.

Song: to the tune of *Row, Row, Row Your Boat*
Capitalized letters indicate emphasis on that syllable when the rhyme is sung.

PRAISE, PRAISE, PRAISE our GOD.
PRAISE God EV-ery DAY.
I will PRAISE him.
I will PRAISE him.
PRAISE God EV-ery DAY.

Let's pray now. Fold your hands and repeat after me:

Dear God, Dear God,
You are with us. You are with us.
We love you. We love you.
We praise you. We praise you.
Thank you, thank you, thank you. Thank you, thank you, thank you.
In Jesus' name. In Jesus' name.
Amen. Amen.

Activity 4: Games

Choose one or both games to play. Children with lots of wiggles should play the Movement Game first.

Learning Game

Supplies:

- none

Today we are going to play a game called *Am I Listening?* After you answer the questions, you can do the actions.

1. Am I listening if I get in the bathtub when Daddy tells me? Yes. Let's pretend to wash our face.
2. Am I listening if I play really loud when Mommy asks me to be quiet? No. Let's say, "shhhh."
3. Am I listening if I jump into the swimming pool when Mommy says I have to wait? No. Let's move our arms like we are swimming.
4. Am I listening if I pet my puppy nicely when sister says to be gentle? Yes. Let's bark like a puppy.
5. Am I listening if I turn off the TV when I am supposed to? Yes. Let's all pretend to turn off the TV.
6. Am I listening if I clean up the glitter after I make a pretty picture? Yes. Let's pretend to sprinkle some glitter on a paper.
7. Am I listening if I do not cover my mouth when I sneeze? No. Let's pretend to sneeze.
8. Am I listening if I eat all the crackers and do not leave any for my friends? No. Let's pretend to give a cracker to a person near us.
9. Am I listening if I run away from Grandma at the zoo? No. Let's make a monkey sound.
10. Am I listening if I praise God? Yes. Let's say, "Praise God!"

Movement Game

Supplies:

- *Hulahoop, placed about 6 feet away from children*
- *Optional: beach ball or beanbags*

Today, we are going to play a game called *What Did You Say?* I am going to give you strange instructions and you will obey them. This will remind us of Joshua when he listened to the instructions from God's angel, even though it seemed strange.

First, I want you to sit on your knees. Next, I will choose one of you to follow my instructions.

_____(child's name), stand up, say "praise God," and walk sideways like this, (demonstrate) over here to me. Now I want you to hop in tiny hops, over to the hulahoop like this and say, "praise God" (demonstrate). When you get there, pick up the hula-hoop and hold it over your head. Now walk backwards back to me, carrying the hulahoop and say, "praise God."

Boys and girls, did those instructions make any sense? No they did not. But you followed my instructions anyway. Remember how Joshua was asked to praise God, even though it did not seem like a way to knock down the walls of a city? Joshua listened and obeyed. God did a mighty thing. God wants us to praise him also.

Now it is the next person's turn. (You can change the instructions for each child if you wish using the beach ball and beanbags.)

Let's practice the Take Home Point. I'll say it first and you repeat after me: *Praise God. Praise God.

Let's sing our song of the week.

Song: to the tune of *Row, Row, Row Your Boat*

Capitalized letters indicate emphasis on that syllable when the rhyme is sung.

PRAISE, PRAISE, PRAISE our GOD.
PRAISE God EV-ery DAY.
I will PRAISE him.
I will PRAISE him.
PRAISE God EV-ery DAY.

Let's pray now. Fold your hands and repeat after me:

Dear God, Dear God,

You are with us. You are with us.

We love you. We love you.

We praise you. We praise you.

Thank you, thank you, thank you. Thank you, thank you, thank you.

In Jesus' name. In Jesus' name.

Amen. Amen.

Large Group Wrap-Up (5-10 minutes)



Lesson Review:

Presenter reviews the lesson with questions or by supplying key parts of the lesson with some words left out. Children are to supply the answers as the presenter shares the Bible Event.

**See if you know the words I'm thinking of when I tell the Bible Event.
If you know it, you may say it out loud without raising your hand.**

**Was the leader of the people, Joshua or Santa Clause? _____ (Joshua.)
Someone told Joshua how to get in the city of Jericho. Was it an angel or
was it a mouse? (An angel.) What did God tell the people to do for seven
days, march around the city and blow trumpets or take a nap? (March
around city and blow trumpets.) On the seventh day, after they blew their
trumpets and made a big noise, something happened to the walls of
Jericho. Did they fall down or did they just stand there? (They fell down.)
They praised God and God knocked down the walls. They praised God and
God fought for them. Who did they praise? (God.)**

Lesson Prayer:

Let's fold our hands and pray. Repeat after me.

**Dear God, Dear God,
You are with us. You are with us.
We love you. We love you.
We praise you. We praise you.
Thank you, thank you, thank you. Thank you, thank you, thank you.
In Jesus' name. In Jesus' name.
Amen. Amen.**

Lesson Song:

Let's sing our song of the week.

Song: to the tune of *Row, Row, Row Your Boat*

Capitalized letters indicate emphasis on that syllable when the rhyme is sung.

PRAISE, PRAISE, PRAISE our GOD.

PRAISE God EV-ery DAY.

I will PRAISE him.

I will PRAISE him.

PRAISE God EV-ery DAY.

Take Home Point:

Let's practice the Take Home Point. I'll say it first and you repeat after me: *Praise God. Praise God.

Lead the children in singing songs from a CD until parents begin arriving. Let parents know that they are welcome to join in. Dismiss by handing out God Talk at Home.

Safety and Security: Safety and security procedures are important for each church to carefully define and implement according to their unique needs. The security, safety, illness and accident procedures described in this curriculum are provided for example purposes only and may not be appropriate, applicable or adequate for every situation. Each church is responsible for determining whether any security, safety, illness and accident procedures contained in the curriculum are appropriate, applicable or adequate for its unique situation. The activities described in this curriculum require adult supervision and may not be suitable for each child and each situation. Each church is responsible for ensuring that adequate adult supervision is provided for all activities and for determining whether an activity is appropriate for each child and each situation. Kids Kount Publishing disclaims all liability for the implementation of any procedures or the performance of any activities described in this curriculum.