



Date: _____
Series: Jesus Is the King
Winter Year 1, Lesson 34

God Proclaims the King

Take Home Point: *God tells us in baptism, “I am your God, and you are my child whom I love.”

*Repeat this phrase throughout the lesson.

Bible Event: Matthew 3

Key Verse: Matthew 3:17: “Then a voice from heaven said, ‘This is my Son, whom I love—my Son with whom I am pleased.’”

We will help kids know:

- God’s covenant message in the Old Testament was primarily “I am your God and you are my people.”
- God’s message to us in baptism is much the same, “I am your God, and you are my child.” In baptism, we are adopted into God’s family.
- Jesus is God’s true son. When he was baptized, God said, “This is my Son whom I love, with him I am well pleased.”




We will help kids feel:

- Empowered because God is pleased with them and calls them to be his children.
- Challenged that their ministry begins right now. God calls them in baptism to be his sons and daughters and to live for him.

We will help kids do:

- Make a reminder of what it means to be baptized and hear God say, “You are my child whom I love; with you I am well pleased.”
- Receive baptism for those who are not yet baptized but in faith desire it.

THIS LESSON'S ROADMAP

DESTINATION	PAGE #	DISCOVERIES ON YOUR JOURNEY	SUPPLIES NEEDED
Small Group Warm-Up 	3-4	Kids use flour, water, strips of paper, and a heart to learn how all are connected to God in baptism and how we are connected to each other. When we become God's child, we become a part of God's family. We also become brothers and sisters in Christ.	<ul style="list-style-type: none"> flour water bowl eight to ten different colored strips of paper hand wipes something to cover the floor wax paper with a heart outline drawn on it
Large Group 	4 10 10-12 12-14 14-15	Overview Pass the Promise Interaction Puppet Presentation: "Gordy Adopts Bowser" Interview with John the Baptist Puppet Presentation Conclusion: "Gordy Adopts Bowser"	<ul style="list-style-type: none"> Bible with a cross on it football with cross taped onto it baptismal font Gordy in sunglasses and disguise Bowser (dog puppet) in sunglasses and disguise actor dressed as John the Baptist or the video <i>The Visual Bible: Matthew</i> (3:1-17) (Visual International and Visual Entertainment, Inc., 1997)
Small Group Application 	5-8	Kids make an origami dove while talking about what baptism means. The dove is a reminder of the words God spoke over Jesus and says to us through baptism: <i>*I am your God and you are my child whom I love.</i>	<ul style="list-style-type: none"> dove worksheet (page 9) pens or markers scissors

Small Group Warm-Up: 15 minutes



Purpose: *Get pointed in the right direction!* Build relationships and help guests feel at ease. Do the learning readiness activity that will point your group in the right direction for the lesson.

At Jesus' baptism, God declared, "This is my Son, whom I love—my Son with whom I am pleased." In our baptism, God calls us to be his children. Because of Jesus, God says to us, "This is my child, whom I love; with him/her I am well pleased."

This hands-on warm-up activity involves the children mixing a small amount of water into flour to make a flour paste. Each child will then write his name on a colored strip of paper, dip the paper strip into the paste mixture, and apply the strip to a large piece of wax paper. As children apply their strips to the wax paper, they will fill in a heart outline that was drawn on the waxed paper before class.

While making the flour paste, say:

Today we will talk about baptism. We are going to use some flour and water to show you what God is telling us when we get baptized. In baptism, God takes water (Hold up the cup of water) **and mixes it with his powerful word.** (Hold up the bowl of flour and then mix the water and flour together.) **He then spreads that on us.** (Spread paste on a strip of paper with your name on it.) **In doing this, God unites himself with us.** (Stick your name onto the wax paper heart.) ****God tells us in baptism, "I am your God, and you are my child whom I love."***



Pass out the strips of paper and have the children write their names on them.

Your strip of paper will remind you of yourself as a child of God. Now dip your strip into the paste we made and apply it to the wax paper to help fill in the heart outline. The heart reminds us of God's love for us.



While we are "connecting" our strips to fill in the heart, share how you are unique from anyone else. Notice how each one of the strips of paper is different. God wants you to feel special for the unique way he made you and called you to be his child.

Just like our strips of paper are connected together to make this heart, we are all connected to God in baptism and we are connected to each other. When we become his child, we become a part of God's family. We also become brothers and sisters in Christ.

Today we will learn **God tells us in baptism, "I am your God and you are my child whom I love."*

Large Group: 20-30 minutes



Purpose: *Help kids observe what the Bible says. Present the Bible Event in creative fashion. Help kids begin to interpret what it means.*

Overview

Pass the Promise Interaction: Mr. King uses the Pass the Promise football to show how God passes us his promise through baptism.

Puppet Presentation: "Gordy Adopts Bowser"

Just as Gordy needs adoption papers as proof that Bowser is his dog, baptism makes official our adoption as God's children.

Interview with John the Baptist: In this Bible event from Matthew 3, John preaches repentance and baptism to the people of Jordan. As John baptizes Jesus, God makes known to the world that Jesus is his true Son.

Puppet Presentation Conclusion: "Gordy Adopts Bowser"

Small Group Application: 20-25 minutes



Purpose: *Help kids map out the meaning of the Bible Event in their lives. Use the questions to stimulate discussion, but don't feel tied to them. Allow the Holy Spirit to guide you. Include personal examples from your own faith journey. The example of Christ at work in your life will leave lasting impressions of how Christ can work in the children's lives.*

Use your Bibles! Children need to learn how to look up references and follow along when scripture is read aloud. Allow for quality time of prayer at the close of the lesson.


Observation Questions: What happened?

Have kids refer to Matthew 3 in their Bibles for the following.

What message was John the Baptist preaching? *(Matthew 3:2-3. Repent and prepare the way for the Lord, Jesus.)*

Who came and heard John and what did they then do? *(Matthew 3:5-6. People from Jerusalem, Judea, and the whole region of Jordan. They confessed their sins and were then baptized by John.)*

Jesus also came to John to be baptized. But John knew Jesus had *never* sinned. How did John feel about baptizing Jesus? *(Matthew 3:14. He felt unworthy.)*



Why did Jesus say he must be baptized? *(Matthew 3:15. To do all God wanted him to do as an example for us.)*

What miraculous thing happened as soon as Jesus was baptized? *(Matthew 3:16-17. Heaven opened and the Spirit of God descended like a dove on Jesus and God's voice was heard saying, "This is my Son, whom I love—my Son with whom I am pleased.")*

Interpretation Questions: What does this mean?

Why was God pleased with his Son? *(He loved Jesus and was saying to the world that this was his true Son. He was pleased that Jesus obeyed him.)*

Application Questions: What does this mean to me?

Application Activity:

To help us remember what baptism means to us, we are going to make an origami, or paper, dove. On the top part of the dove is our main Bible point, "I am your God, and you are my child whom I love." That reminds us of what God says to us in our baptism.


On the backside of your paper, we're going to write some special things about ourselves. Write several things you like about how God has made you. You might write about your appearance or your personality.

Pause for the kids to write and have them share out loud some of what they are writing. This helps them feel special.



Then write things you might do to show you are God's special child. These might be things you can do this week to show God's love to someone else.

Have kids share some specific examples and then give them a short time to write down ideas.

After the children have written on the backside of their papers, they can cut along the solid line at the bottom of the page to cut off the excess paper. With this done, the children are now ready to fold their paper doves.



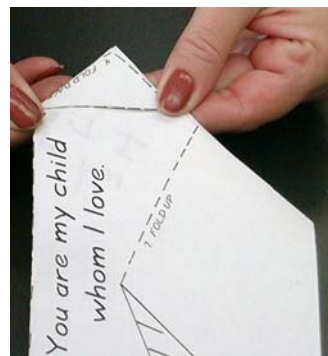
1. Fold under side flaps (Line 1) to make a point.



2. Fold in half along Line 2.



3. Fold down along Line 3 to crease.




4. Fold back along Line 4 to crease.




5. Push in along Line 5 to create the beak of the bird.



6. Cut along solid Line 6 to create tail wings. Also, cut along short solid lines to create feathers.



7. Fold up flaps on both sides (Lines 7) to create the wings of the dove.



Look at the dove and remember what God spoke over Jesus and says to you through baptism. Let's read it together. **I am your God and you are my child whom I love.*

God loves us so much, he wants to adopt us into his family. We become officially his.

Closing Prayer:

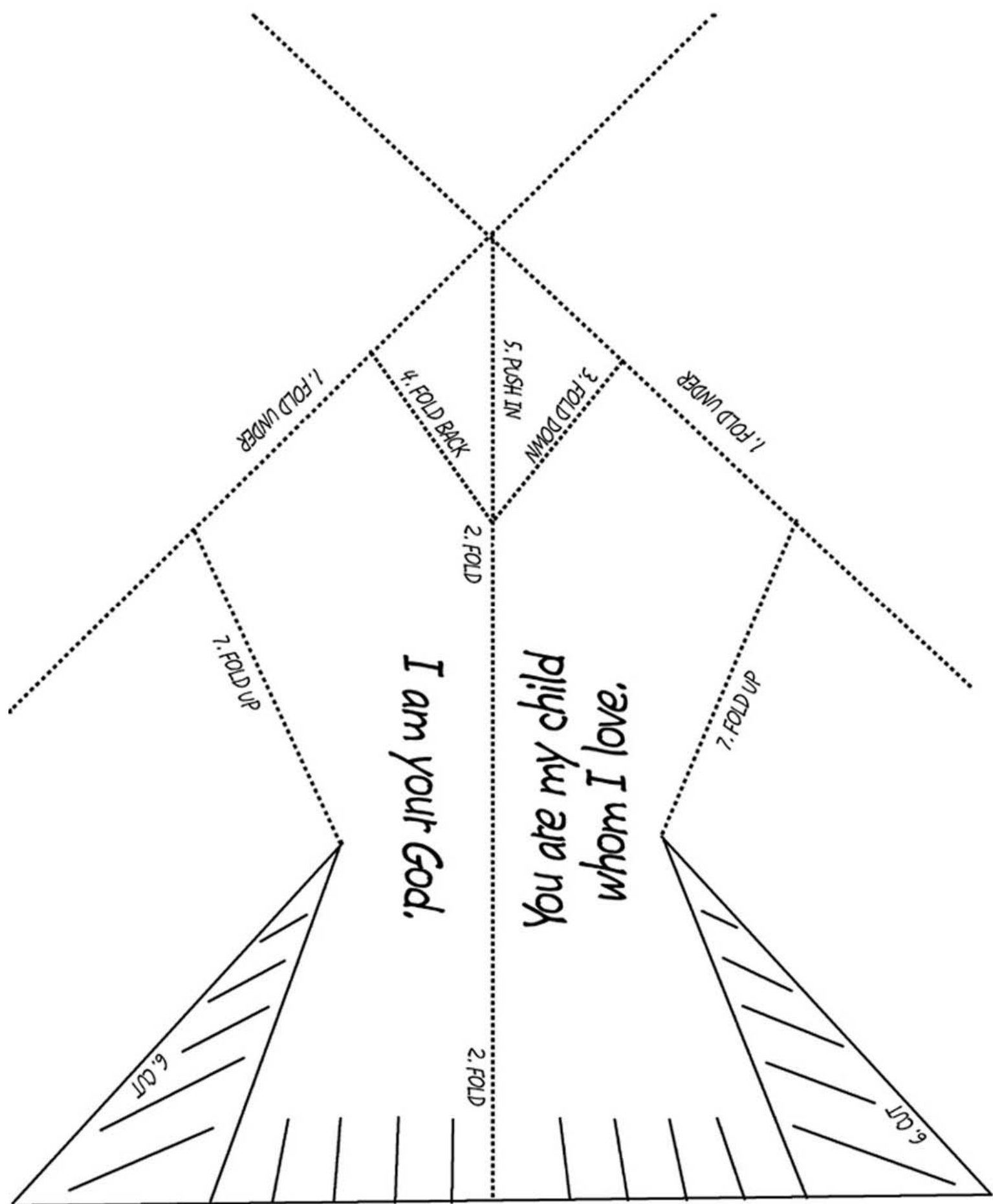
Ask if every child knows Jesus as his Savior. Ask if all have been baptized. Minister to children accordingly. You might want to lead a child in a prayer of receiving Christ as Savior if that child desires. Such a prayer has these essential elements:

1. Praying to God;
2. Being sorry for my sins;
3. Thanking God for sending Jesus to die on the cross to pay for the punishment for my sins; and
4. Receiving Jesus as Savior and asking him to take control of my life.

Close your eyes. I want you to imagine God is right next to you and he is saying this to you. “(Name of child), I am your God, and you are my child whom I love. What would you like to thank me for or ask me?”

Repeat with each student. If a child has not been baptized and is a believer, pass that child's name on to your pastor.

Safety and Security: Safety and security procedures are important for each church to carefully define and implement according to their unique needs. The security, safety, illness and accident procedures described in this curriculum are provided for example purposes only and may not be appropriate, applicable or adequate for every situation. Each church is responsible for determining whether any security, safety, illness and accident procedures contained in the curriculum are appropriate, applicable or adequate for its unique situation. The activities described in this curriculum require adult supervision and may not be suitable for each child and each situation. Each church is responsible for ensuring that adequate adult supervision is provided for all activities and for determining whether an activity is appropriate for each child and each situation. Kids Kount Publishing disclaims all liability for the implementation of any procedures or the performance of any activities described in this curriculum.



Pass the Promise Interaction

The large group presenter uses a Bible with a cross on it to review the Old Testament covenant message, “I am your God, and you are my people.”

Mr. King: In the Old Testament, God was always saying to the people, “I am your God and you are my people.” Today we are going to hear him say something to us that’s very similar but it’s not in the old covenant. It’s in the new covenant. It’s a new way God says it.

This is a baptismal font where water is used to baptize people. (*Picks up the football with a cross on it.*) This is a reminder of the promise that was passed on to the people in the Old Testament. God said that he was going to send a Savior. He has—he sent Jesus. In baptism, that message comes to us. It’s the promise of forgiveness and new life in him. How do we receive it? With hands of faith.

Remember how in previous lessons God passed the promise of Jesus to his people? God also passes the promise of Jesus to us. In baptism God says, “I am your God and you are my child.” We can become God’s children through the forgiveness that Jesus bought for us. Baptism is just like this football being passed to you. You can catch it by trusting in the promise. You have the hands of faith.

(Tosses the football to a child.) **When you catch it, you say, “I trust in whatever you say! I am your child through believing in what Jesus has done for me.”** *(Asks for the football back and does this again with another child.)*

“Gordy Adopts Bowser”

Puppet Presentation

This episode introduces a new character, Bowser. Bowser, a dog, does not talk to the audience but whispers into Gordy's ear. The Bowser character must be very alert to interrupt characters non-verbally and give lots of non-verbal feedback.

Gordy: *(Enters wearing sunglasses and looks around cautiously.)* Hi, Mr. King. Umm...er...you don't happen to see any dogcatchers out there do you?

Mr. King: No, I don't think so. Kids, have you seen any dogcatchers out here? No, Gordy, there's not. But what's with the sunglasses? Are you in disguise again?

Gordy: Maybe. *(Looking down.)* Come on up, Bowser. The coast is clear.

Bowser enters wearing a disguise like Gordy.

Mr. King: Whom do we have here? Or is it a secret?

Gordy: This is my dog, Bowser. Isn't that right, Bowser?

Bowser shakes his head “no” and whispers into Gordy's ear.

Mr. King: What did he say?

Gordy: He said that he isn't my dog. Instead, I'm his child.

Mr. King: Oh? Well, who belongs to whom? Is he your dog or are you his child?

Bowser whispers to Gordy.

Gordy: *(To Bowser.)* I am not *your* child. You are *my* dog. And if we don't watch out, you might not even be my dog unless we get you adopted or something.

Mr. King: So why the disguises?

Gordy: Mr. King, I really want Bowser to be my very own dog. I've *a/ways* wanted a dog, someone I could talk to and play with. And Bowser's great. He's a friend, especially when I'm lonely.

Mr. King: So what's the problem?

Gordy: Well, I just found Bowser and I always...

Bowser nudges Gordy.

Gordy: What is it, Bowser?

Bowser whispers.

Gordy: Oh, Bowser says I didn't find him. *He* found *me*. Anyway, I want a dog.

Mr. King: But doesn't he belong to someone else?

Gordy: I don't think so. He says he once lived at a house, but they were mean to him and he ran away a long time ago. He's been looking for a new boy to adopt. But how does a boy adopt a dog?

Bowser interrupts and whispers.

Gordy: I mean, how does a dog adopt a boy?

Mr. King: This is kind of like what we are talking about in Kingdom Quest today.

Gordy: What do you mean?

Mr. King: What you need is adoption papers for dogs. Something official that says, "I am Gordy and this is my dog whom I love!"

Bowser shakes his head agreeably.

Gordy: But how are you talking about that in Kingdom Quest?

Mr. King: We are talking about baptism, and baptism is our adoption paper from God. Here. Why don't you listen to John the Baptist. He's the one who baptized Jesus. Maybe he can tell you more about what it means.

Interview with John the Baptist

This interview can be ad-libbed, but it is built around the following central questions. The skit begins with John the Baptist calling from offstage. The presenter invites John the Baptist onstage.

Instead of doing the following interview, the video *The Visual Bible: Matthew 3:1-17* could be shown.

John: (*Shouting from offstage.*) Repent, repent, for the Kingdom of God is near!

Mr. King: John? John the Baptist? Please join us today.

John enters.

Mr. King: Your name is John the Baptist. Can I call you Johnny or what do you prefer?

John: Actually, I was known as John the Baptizer. And I really don't care about what I am called. I just care about whom I'm pointing to.

Mr. King: Tell us about that. Who are you pointing to?

John: I am pointing to the Messiah, the Anointed One, the King of Kings, the Savior of the World—Jesus! I came to help people get ready for his coming and to tell them to repent. To repent means to turn our hearts to God and to trust God.

Mr. King: Tell us what happened the day you baptized Jesus.

John: Well, there I was baptizing people in the Jordan River. Jesus came and said, "I should be baptized by you." He also said, "I do this to give a perfect example for people." And when I baptized him, guess what happened? God said, "This is my Son, whom I love—my Son with whom I am pleased." Then a dove, the Spirit of God, hovered over us and heaven opened.

Mr. King: What do you think all of this meant?

John: God was proclaiming that Jesus truly was his Son and this was the beginning of his Son's ministry. This was the beginning of Jesus being a perfect example for us and living his life to die on the cross for our sins.

Mr. King: Does Jesus want us to be baptized?

John: Yes! He told us to go and make disciples by baptizing all people, even children. When we are baptized, it's like God saying to us, "I am your God; you are my child whom I love." Then we, too, start our ministry just like Jesus started his.

Mr. King: So where do you go from here?

John: Back to the wilderness. I'll keep telling people to get ready for Jesus.

Mr. King: How do you survive out there in those rugged places?

John: God takes great care of me. I have all the locust and honey I want! I'm off now. *(Walks offstage and shouts from offstage.)* Prepare the way of the Lord. Repent!

“Gordy Adopts Bowser”

Puppet Presentation

Mr. King: Gordy, did you hear what God said over his Son in baptism?

Gordy: Yeah. He said, “This is my Son, whom I love—my Son with whom I am pleased.”

Mr. King: Do you know God says that to you?

Gordy: To me?! But I'm just Gordy.

Mr. King: No. To God you are his adopted son with whom he is pleased.

Gordy: Adopted?

Mr. King: Yes. Do you trust in Jesus as your Savior?

Gordy: Sure.

Mr. King: Have you been baptized?

Gordy: Sure.

Mr. King: In baptism God says, “I am your God and you are my child whom I love.”

Gordy: Wow! That's great!

Bowser whispers in Gordy's ear.

Gordy: Oh! And that's what Bowser wants to hear, too. He wants to hear me say, “You are my dog with whom I am pleased.”

Bowser whispers in Gordy's ear again.

Gordy: *(Shakes his head.)* Bowser wants to say, “I am your dog, and you are my child, Gordy.”

Mr. King: Well, however it is. Let's go get your dog tags and license so we can make the adoption official.

Gordy: That's great! Come on, Bowser.

Bowser whispers in Gordy's ear.

Gordy: No, I won't make you eat locusts and honey. That was just for John the Baptist. You get dog food.

Mr. King: Okay, Gordy. But would you first have a closing prayer.

Gordy: Sure! Dear God, thank you for choosing us to be your children. Just like you said about Jesus, "This is my Son, whom I love—my Son with whom I am pleased," you say to us, "I am your God, and you are my child whom I love." Thank you for baptism that is kind of like official adoption papers. In Jesus' name, Amen.