



Date: _____
Series: Discovery Digs
Summer Year 4, Lesson 8

God Works Miracles through Elisha

Take Home Point: *Trust God... especially during hard times.

*Repeat this phrase throughout the lesson.

Bible Event: 2 Kings 2:19-22, 4:1-37, and 5:1-14

Key Verse: Romans 8:28, "We know that all things work together for the good of those who love God – those whom he has called according to his plan."

We will help kids know:

- God used Elisha to help people in hard times: the poison water, the poor widow, the Shunem woman, and Naaman's skin disease.
- We will always face hard times, but God can use them so that we trust him and depend on him.
- To trust God means to pray to him and surrender our worries to him.




We will help kids feel:

- Confident in trusting God especially for what he has done for us in Christ.
- Secure that the Lord who loves us so much is in control of our life.

We will help kids do:

- Identify and share hard times that they have had in their life.
- Make a card as a reminder to trust God especially in hard times.

THIS LESSON'S ROADMAP

DESTINATION	PAGE #	DISCOVERIES ON YOUR JOURNEY	SUPPLIES NEEDED
Small Group Warm-Up 	3	Kids compare un-popped and popped corn as they discuss hard times and how we can trust God to use hard times and make something good come out of it.	<ul style="list-style-type: none"> • two bowls • popcorn kernels – five per child • popped corn • napkins
Large Group 	4 7 9 10	<p>Overview</p> <p>Puppet Presentation: “Jerry Dude Goes Through Hard Times” – Dr. Goofagain and Dr. Turner Round find out Jerry is going through a tough time living so far from home.</p> <p>Video and Review Game: The Bible event from 2 Kings 2-5 is shown in the video, <i>Animated Stories from the Bible: Elisha</i>, Nest Family Entertainment. Elisha was now the prophet the Lord chose to be Elijah’s replacement.</p> <p>Puppet Presentation Conclusion: “Jerry Dude Goes Through Hard Times” —Jerry learns to place his trust in God and surrender his worries to him especially during tough times.</p>	<ul style="list-style-type: none"> • Jerry puppet • tub of sand • bottle/jar of oil with string attached and labeled #1 • baby pacifier with string attached and labeled #2 • salt container with string attached and labeled #3 • Ace bandage covered in red ink markings with string attached and labeled #4 • red marker • popcorn rewards • Bible • key with discovery point • video, <i>Animated Stories from the Bible: Elisha</i>, Nest Family Entertainment—cued to 5:30. Play until 21:03 and stop after Naaman is healed and says, “Ahh.” Just before showing treasures.
Small Group Application 	4	Kids decorate a card with a poem to remind them to trust God during hard times.	<ul style="list-style-type: none"> • preprinted “Popcorn Poem” on card stock (p. 12) • one un-popped kernel of corn per child • one popped kernel of corn per child • glue • markers and crayons • popcorn to share

Small Group Warm-Up: 15 minutes



Purpose: *Get pointed in the right direction!* Build relationships and help guests feel at ease. Do the learning readiness activity that will point your group in the right direction for the lesson.

Supplies needed: two bowls, un-popped popcorn kernels – five per child, popped corn, napkins

Pass out five un-popped popcorn kernels to each child.

These popcorn kernels remind us of hard times that we might go through. These kernels seem hard and certainly they do not seem very tasty. So, if you can think of a hard time you went through, take your popcorn kernel and put it back in the bowl while you share. Let's see how many popcorn kernels we can put back in the bowl as we all talk about some of the hard times we have been through.

After several minutes of discussion, take the bowl of un-popped kernels of corn.

Would you like to eat some of this popcorn? Well, certainly not in this stage. How would you like it? Yes, you would like it popped and probably with salt and butter, too.

Bring out bowl of popped popcorn.

What happened to make the hard popcorn kernels end up like this popped corn? It had to go through heat.

You know this can be just like our lives. Sometimes we have hard, tough times. We feel like the “heat is on.” But, if we trust God, he can take those hard times and make something good come out of it. Our lives can be completely reshaped just like this popcorn went from a hard kernel to the white, fluffy good stuff to eat.

So the main point today is that, especially when times are hard, we can learn to trust God. We will discover what that is like today as we go to Discovery Digs. Today we will learn to **trust God ... especially during hard times.*

Large Group Overview: 20-30 minutes



Purpose: *Help kids observe what the Bible says. Present the Bible event in creative fashion. Help kids begin to interpret what it means.*

Puppet Presentation: “Jerry Dude Goes Through Hard Times” – Dr. Goofagain and Dr. Turner Round find out Jerry is going through a tough time living so far from home.

Video and Review Game: The Bible event from 2 Kings 2-5 is shown in the video, *Animated Stories from the Bible: Elisha*, Nest Family Entertainment. Elisha was now the prophet the Lord chose to be Elijah’s replacement.

Puppet Presentation Conclusion: “Jerry Dude Goes Through Hard Times” —Jerry learns to place his trust in God and surrender his worries to him especially during tough times.

Small Group Application: 20-25 minutes



Purpose: *Help kids map out the meaning of the Bible event in their lives. Use the questions to stimulate discussion but don't feel tied to them. Allow the Holy Spirit to guide you. Include personal examples from your own faith journey. The example of Christ at work in your life will leave lasting impressions of how Christ can work in the children's lives.*

Use your Bibles! Children need to learn how to look up references and follow along when scripture is read aloud. Allow for quality time of prayer at the close of the lesson.

Observation Questions: What happened?

Supplies needed: popcorn, napkins

Have kids refer to 2 Kings 2:19-22, 4:1-37, and 5:1-14 in their Bibles. Pass out popcorn for the children to eat while discussing questions.

How did Elisha purify the bad water in Jericho? (2 Kings 2:20-21. He threw salt into the spring and quoted the Lord who said, “I have purified this water. No more deaths or crop failure will come from this water.”)

How did Elisha help the widow so she would not lose her sons if she had no money? (2 Kings 4:3, 7. Elisha told her to borrow containers and the Lord filled them with oil for her to sell.)

What did Elisha promise the Shunem woman? (2 Kings 4:16. That she would have a baby boy.)

Several years later, the Shunem woman's boy died. How did God help during this hard time? (2 Kings 4:32-35. God used Elisha to bring the boy back to life.)

Naaman suffered from a skin disease called leprosy. How did God help Naaman? (2 Kings 5:10-14. God used Elisha to help Naaman. Elisha told Naaman to dip in the Jordan River seven times and then he would be cured.)

Interpretation Questions: What does this mean?

What do you think might have happened to the people in the Bible events if they had not called on Elisha, God's prophet, but instead, tried to fix the problems themselves?

Application Questions: What does this mean to me?

Application Activity:

Supplies needed: preprinted "Popcorn Poem" on card stock, one un-popped kernel of corn per child, one popped kernel of corn per child, glue or glue sticks, markers and crayons

Today you will make a card as a reminder to trust God during hard times. You may decorate the card any way you like. Each of you will be given one un-popped kernel and one popped kernel to glue on the card as well.

Pass out the craft project and let them read the following poem:

*Life can be hard, feel the heat all about.
So I trust in the Lord, and good things pop out!*

Point out where they will glue the un-popped and popped kernel.

As they are working on this activity, let each child share a hard time they went through and how they trusted God. Ask them to share what happened. As they continue to discuss, let the children talk about current issues they are facing that are hard times. Encourage discussion by all. Then say:



Our key verse for today in Romans 8:28 says, ***“We know that all things work together for the good of those who love God – those whom he has called according to his plan.”***

How did the situations in the Bible event turn out good? Can you give examples in your life of hard times that ended up turning out for the good?

Sometimes we may not see the good come from a difficulty for a long time, but we have God’s promise that it will work for good when we love him. In hard times we can ask God to show us the good in the situation.

Today we learned that we can ****trust God ... especially during hard times*** because we know he loves us enough to send his only Son to die for us.

Closing Prayer:

Encourage the children to thank and praise God for helping them through a hard time in the past and/or asking God to help them to ****trust God...especially during hard times*** they are facing right now.

Safety and Security: Safety and security procedures are important for each church to carefully define and implement according to their unique needs. The security, safety, illness and accident procedures described in this curriculum are provided for example purposes only and may not be appropriate, applicable or adequate for every situation. Each church is responsible for determining whether any security, safety, illness and accident procedures contained in the curriculum are appropriate, applicable or adequate for its unique situation. The activities described in this curriculum require adult supervision and may not be suitable for each child and each situation. Each church is responsible for ensuring that adequate adult supervision is provided for all activities and for determining whether an activity is appropriate for each child and each situation. Kids Kount Publishing disclaims all liability for the implementation of any procedures or the performance of any activities described in this curriculum.

Large Group Presentation

Trust God during Hard Times

Discovery Digs – Dramatic Characterization

The theme for this series is "Discovery Digs." Two presenters play the role of explorers searching through the sands of time for lessons from God's story in the Bible. The characters' or story tellers' are Dr. C. M. Goofagain and Dr. Turner Round (Dr. G and Dr. T, for short). We suggest that both characters develop their own personality, accent and costume. Both are archeologists and historians. Both know the Bible events enough to tell them well. Since they are presenting to kids, it's helpful to note that "overacting" works well with kids! Exaggerate expressions of surprise, exhortation or puzzlement.

Dr. C. M. Goofagain and Dr. Turner Round search through the "Sands of Time" and through the pages of the Bible for a special discovery each week. These are Bible truths that students not only discover, but truths that they put into practice. The Bible events are not told as exact readings of the Bible but are paraphrased. Still, it is a good idea to have a Bible in hand so that students can see the source. They might use a clipboard to hold their script, though it looks like archeologist's notes.

Each week a student is brought forward to pull a special key out of the "Sands of Time"—a key that has a clue to the discovery of the day. It is helpful for the characters to use a dry paint brush to brush off the sand from objects pulled from the sand. There is special humor as the archeologists first put their hands in the sand to pull out a rather surprising or intimidating object. This creates just a bit more suspense for the student who then goes searching for the key. Then the characters tell their story in creative fashion using the student volunteer or perhaps the entire audience.

The puppet for this series is Gordy's cousin, Jerry, the surfer dude. He speaks in surfer dude language. He came in to town for summer vacation and likes to come to Kingdom Quest, especially since they play in the sand a bit. He serves as the one to start and close the large group presentation. He interacts with Dr. Goofagain and Dr. Turner, whom he calls Dr. G and Dr. T. The presenter's lines are labeled: Dr._____. (Both characters can be used in all presentations, but in the case of unavailable volunteers or a smaller congregation, one individual would be sufficient, as well. Fill in with whichever character is available this week.)

Props:

- *tub of sand, at least six inches deep. Label it "Sands of Time"*
- *key with discovery point – "Trust God ... especially during hard times."*
- *video, Animated Stories from the Bible: Elisha, Nest Family Entertainment.*
- *bottle/jar of oil with string attached and labeled #1*
- *baby pacifier with string attached and labeled #2*
- *salt container with string attached and labeled #3*
- *Ace bandage covered in red ink markings with string attached and labeled #4*
- *popcorn rewards*
- *Bible*

Bury the numbered items in the sand so that they are hidden, but the string and label are visible above the sand. That way kids can easily find the clue corresponding to the correct number.

Before starting today's lesson, decide which option will be used – the video or the story telling. Be quick and brief with the puppet skit if using the video as it is longer than usual.

Jerry Dude Goes Through Hard Times

Puppet Presentation

Dr. _____: **Psst. Jerry Dude, Jerry Dude, you are supposed to come out.**

Nothing happens.

Dr. _____: **Jerry, where are you? Well, hi, boys and girls. Today I'd like to start the Discovery Digs by introducing Jerry Dude. Come on out. Let's give him a handclap.**

Nothing happens. Dr. _____ peers behind the puppet stage.

Dr. _____: **Jerry Dude, there you are. Why don't you come out?**

Jerry: Like bummer, dude. I can't handle it anymore.

Dr. _____: **You can't handle what?**

Jerry: Man, I just can't handle (*insert the name of your state.*)

Dr. _____: **Jerry Dude, come on out and talk to us. What's wrong?**

Jerry: (*Appearing*) Well, like, dude, it's gnarly out here and everything, but I miss the surf and riding the waves. I even miss my parents. I'm homesick.

Dr. _____: **It sounds like you are going through a tough time.**

Jerry: Like, yeah.

Dr. _____: **Well, Jerry Dude, I'd like you to hang with us and see how God can help with that because look at the learning point today: **Trust God ... especially during hard times.***

Pull the key from the sand with today's Bible point attached.

Jerry: Like, bummer, dude I understand those hard times. I just don't know how to get rid of them.

Dr. ____: **Well, you do it by trusting God. Jerry, watch this video that tells our Bible event today about Elisha. Watch for the tough times that people went through and how they trusted God. Then we will play a review game. Remember to **trust God ... especially during hard times.***

Jerry: Radical, dude! I'm into those games. I can tune into that. So, let's check out the video.

Dr. ____: **Okay. Let the video roll.**

Video

Show the video, *Animated Stories from the Bible: Elisha*, Nest Family Entertainment. Elisha was now the prophet the Lord chose to be Elijah's replacement. Begin the video with the prophet Elisha, having just watched Elijah go to heaven in a fiery chariot. Play until 21:03 and stop after Naaman is healed and says, "Ahh." Just before showing treasures. Approximate timing marks from title... 5 minutes, 30 seconds to start and 21 minutes, 3 seconds to stop.

God Works Miracles Through Elisha—Review Game

After the video, call up two boys and two girls. Pull the clues out of the Sands of Time one at a time. The clues are buried in the sand with the corresponding number attached to it by string.

Have kids pull out the right clue and hold it up. They should dust it off and then answer the question related to that object. Give each child an opportunity to answer one question.

Have contestant pull out Discover Dig clue #1—Jar of Oil. Presenter asks:

This jar of oil is a reminder of what miracle Elisha did? *(The widow who was provided oil. She sold the oil to repay her debt and save her sons from slavery.)*

Have the next contestant pull out Discovery Dig clue #2—Baby's pacifier. Ask:

What miracle does this remind you of? *(The Shunem woman having a baby even when she was old and later bringing the same child back to life.)*

Have the next contestant pull out Discovery Dig Clue #3—Salt container. Ask:

What miracle does this remind you of? (*Elisha purified the water. Now they could use it to drink and grow crops.*)

Have the last contestant pull out Discovery Dig Clue #4—an Ace bandage with red ink markings. Ask:

What miracle does this remind you of? (*Naaman healed of his skin disease or leprosy.*)

After they finish, give all four contestants some type of popcorn reward. To make it funny, each child who answered correctly could receive one kernel of popcorn. If you are really brave and have a very cooperative clean-up crew, you can throw some popcorn at the kids. If there is a tie, and the boys and the girls are cheering for popcorn, you can throw popcorn at the audience.

Jerry Dude Goes Through Hard Times

Puppet Presentation Conclusion

Jerry: So like, bummer, dude. I understand when you have hard times. But, how is it that God helps?

Dr. ____: **Well, it's just like popcorn Jerry. You start with a hard circumstance like a corn kernel, and hand it over to God who uses the fire of hard circumstances and brings out a big blessing. Things you can't even see ahead of time, God will work out if you trust him.**

Jerry: Well, how do I trust him?

Dr. ____: **First, you need a relationship with him. Because God gave us his Son Jesus to take away the punishment for our wrongdoing, we can be friends with him. Then we can trust God for all our needs.**

Jerry: Like, I can dig on what Jesus did. I'm into that. Like, he gave his life for me and everything.

Dr. ____: **Right. When you know that Jesus gave his life for you by dying for your sins and he is alive to live in your heart, you can trust God for all your worries, as well.**

Jerry: Like, it does make me feel better to think of Jesus.

Dr. _____: **Sure it does. And, you need to pray to him and tell him your problems. Tell him about being lonely or whatever your problems are.**

Jerry: So, like, Dr. _____ could you help me do that with my feelings of loneliness today?

Dr. _____: **Sure Jerry. Let's pray. Dear God, we want to thank you for Jesus who gave his life for us. Thank you that because of him our sins are forgiven and we can be friends with you forever. Now, in Jesus' name, we trust you especially during hard times. Jerry Dude is having a hard time feeling lonely out here. We give you this problem and ask that you make something good come out of it to be used for your purposes. Help Jerry not to worry, but every time he thinks about his loneliness, to trust you. In Jesus' name. Amen.**

Jerry: Wow, I could trust God like that.

Dr. _____: **Yeah. You could. As you do, your loneliness might go away as you continue to trust God.**

Jerry: Well, like, dude, I hope so. Even though I am always going to miss the surf, man, maybe I'll get used to all the cornfields (e.g. *industry, big city life, flat lake water... whatever is predominant in your area*). Thanks, Dr. _____. We'll see you next week.



LIFE CAN BE HARD

Feel The Heat
All About.
So I Trust In The
Lord,
And Good Things
Pop Out!



LIFE CAN BE HARD

Feel The Heat
All About.
So I Trust In The
Lord,
And Good Things
Pop Out!