



Date: _____

Series: Jesus Is the King
Winter Year 1, Lesson 29

Announcing the King

Primary Scripture: Luke 14:12-23

Key Verse: Luke 14:15b, "...The person who will be at the banquet in the kingdom of God is blessed."

How does this address a need in our kids' lives?

"What do I say?" If it is kids' responsibility to proclaim the King, then just what will they say? Today we recognize that kids are often self-centered. When they consider Jesus and his salvation, they often consider it only done for them. But Jesus came for others. Who will tell others if we don't? Kids need to do the telling. They need to know what to say.

How does Jesus fill this need?

Jesus for us: During this Christmas season, we remember that Jesus came as King but what an unusual King he is. Before he would rule over us, he went beneath us to serve us. Jesus gave his life for us so we could serve him.

Jesus in us: The King not only rules over his subjects but within his subjects (Colossians 1:27). The King fills our hearts after he has first served us.

Jesus through us: How can we receive Jesus and keep the Good News to ourselves? Like Jesus' parable, we can be the inviters who boldly and gladly invite all.

Stamp of Excellence:

Remind the kids what excellent worship looks like. We are in God's presence to honor him. Put on your best manners. This might include wearing your name tag, participating eagerly at all times, listening when the leader is talking, raising your hand to speak, not distracting others, playing the learning game with cooperation, singing enthusiastically, and praying reverently. Offer rewards or positive reinforcement to those who worship with excellence.



Worship

Invocation:

Let kids bring forward the worship symbols such as the cross, candles, Bible, and offering plate. Invite God's presence and call by name the Father, Son, and Holy Spirit.

Attention Grabber:

Capture the children's attention and help them focus on the worship theme for the day.

Supplies:

- *three envelopes that have the appearance of containing special event tickets (see below)*
- *three chairs*
- *12 paper crowns, four in each envelope*

Invite three children forward and have them take a seat in front while you offer them a special prize.

I have three volunteers who are in for something quite special. I have something inside these envelopes that is quite exciting and can be given to each of you if you are willing to help give it away.

Give each child an envelope that has the appearance of containing admission tickets to special events. Inside each envelope are four miniature cutout crowns.

The following script leads kids to think (but never actually states) that there are real tickets inside. Sure, it's sneaky and the kids will protest, but it builds excitement. It gets all thinking, "Whom would I invite to something special if I had the free tickets?"

Now here is envelope number one. Hmm... I know what's in here. Don't open it. First, I must ask you what you would do or who you would invite if you had *four tickets to see the movie of your choice now showing at Cinema 12!*

(Announce this last phrase like you are a game show host awarding the grand prize!)

Who are you going to take with you?

To the next volunteer:

Now here is envelope number two. Ahhh, I know what's in here. But first I must ask you what you would do or who you would invite if you had *four tickets to* (insert a local/regional amusement park)! Who are you going to take with you?

Addressing the third volunteer:

Now here is envelope number three. Ooh, I know what's in here. First, I must ask you what you would do or who you would invite if you had *four tickets to* (insert a local/regional football team)!

Are you ready to open your envelopes and get your tickets? Okay, go ahead.

After the kids open their envelopes and possibly complain, say:

I never said there were tickets inside. I only asked you whom you would invite! But wait a minute. What would you say if I told you that these crowns remind us of something better than free tickets to the movies, the amusement park, or the football game?

These crowns remind us that God wants to give us the crown of life. That means he wants us to live with him forever in the coolest place of all—heaven. But we can't keep it to ourselves. We must invite others to meet the King. Not only do we meet the King, he actually comes to live right in our hearts! If we have free tickets, what are we waiting for? Our friends need the crown of life as well. Let's share with them.

Since heaven is the coolest place of all and Jesus bought our tickets to go there with his own life, let's give him our thanks and praise.

Songs of Worship:

Choose two or three songs. Briefly introduce songs so kids can better understand what they are singing and be drawn into a more focused worship. Keep the attention on God!

The Power of the Cross:

Jesus has given his life for us that we might have forgiveness and power to live for him.

Supplies:

- *a thorny stick of some type or, better yet, a crown of thorns*
- *ornate-looking crown*

What did Jesus have to do to give you the crown of life? Show the crown of life. Yes, he had to suffer and die on the cross. You know what that was like? Even though he was King, Jesus took off his royal crown of glory and wore another crown.

What was that crown? Yes, it was a crown of thorns. Show crown of thorns. But this is the kind of king Jesus is. He rules over people's lives because he gave his life for us. Jesus loves us so much he wore a crown of suffering and death for us.

After Jesus was crucified, he rose again and God the Father put Jesus in the highest place of heaven. From there, Jesus rules as King of kings and Lord of lords. From his place in heaven, Jesus offers us the crown of life. Show crown of life again.

Have you received that promise of the crown of life? All you need to do is confess your sins and your need for Jesus. Then claim what Jesus has done for you.

Let's pray so that if anyone is unsure if they have the crown of life, they can know for sure today.

Dear God, I need you. I have done bad things and need your forgiveness. I know that Jesus wore a crown of thorns for me. Jesus gave his life for me and rose again. Now he is ruling as King and offers the crown of life to me. I receive it and trust in Jesus as my Savior. Because of that, I'm forgiven and Jesus can live right here with me. Thank you for saving me, Jesus. Now come into my life and be King in my heart. Rule over my thoughts, my desires, and all my choices. Thank you, Jesus. Amen.

Song of Response:

Choose a song to help the children turn to Jesus. Or, you may want to help them celebrate what God has done by singing a song of praise.

Offering:

Teach the importance of giving and talk about the mission activities they are supporting.

Supplies:

- *crown (Option: arrange beforehand for a child to make a crown to be used for offerings)*

Place a crown on the altar and let kids come forward to place their offerings in it. Say:

Jesus came into this world to be the King of all who would receive him as their ruler and rescuer. When we give him our offerings, we are saying, “Thank you, Jesus, for being my ruler and rescuer.”



The Word

Learning Game:

Some churches dismiss children from the adult service at this time to join Kids Church. The learning game provides a fun kinesthetic activity to help kids connect with each other. The learning point will help reinforce the theme of the day.

Supplies:

- *8 ½ x 11-inch sheet paper for each child*
- *pens*
- *hula hoops (optional)*
- *masking tape (optional)*

Pass out a blank sheet of paper to each child. Have each child write, “*Come meet the King!*” Use these to make paper airplanes and have a contest sailing them through hula hoops or landing them on a certain target. (*Masking tape on the floor makes great landing areas.*)

The application of this activity is:

Is sending an airplane invitation the best way to invite someone to meet the King? Should we sail it through someone’s window and think they will come to church? No, of course not! The best way to invite someone to meet the King is to share your excitement about how wonderful it is to know Jesus as King.

Bible Presentation:

Help children pay attention by giving them a word or concept to listen for as you read. Consider letting a child read who could do so with excellence.

Read Luke 14:12-23. This is a wonderful parable to act out if the drama team prepares beforehand. Kids can be assigned parts and do the actions as a narrator reads or tells the parable.

Application 1:

Supplies:

- *"The Original King of Hearts," a gospel magic trick from Dock Haley Gospel Magic Company (www.gospelmagic.com)*

Use the gospel magic trick "King of Hearts" from Dock Haley Gospel Magic Company. This is an easy three-card trick to learn. Use the following script with the trick.

Show the backside of the cards one at a time.

How many cards do I have? Are you sure? Right, I have three.




Load the cards as shown. Tuck the Jesus card into the king of hearts.



Now let me quickly show you the cards. See if you can remember the cards.

Show cards for about five seconds.

Now who can tell me what cards are in my hands. Can you tell the suits of the cards?



Occasionally turn the cards to face the kids so they can be sure of what they are.

I need a volunteer to step forward. Would you please point to the card that is the king of hearts? Carefully pull it out of my hand without looking or showing anyone else. Lay it on the table.




Slide the remaining two cards together to conceal the dummy king of hearts card. It should appear that you have only two cards in you hand. Show the audience the cards as you ask them if they think the volunteer pulled out the right card.

You have the king of hearts card, don't you? Did you know that the King of Hearts is my favorite card? It is! That's because it reminds me of who is the King of my heart. Yes, the King of hearts is the one who has given his life for me so he could live right in me and work through me. Do you know who that is? Let's have my volunteer turn over the King of Hearts.



The Jesus card is turned over.



Wow! How did you do that? Let's give our volunteer a big hand! Let's remember who the King of our hearts is. He wants us to invite others to meet him as well.

Application 2:

Supplies:

- *King of Hearts invitation to Christmas service. Attached you will find the front side (king of hearts card) and the backside (text) of the card. Photocopy the attached pages on red paper and cut each page into four invitations. (If red paper is not available, photocopy the pages on white paper and the children can use red pens to decorate the cards.)*
- *your church's Christmas service times*
- *pens or makers*

Kids will make Christmas card invitations for special friends and family to tell about the church's Christmas services or Kids Church. After decorating these invitations, use one of the invitations and have some children come forward to role-play inviting a friend. (See appendix for invitation.)



Witness

Witness and Tell:

Give children opportunities to share how God is working in their lives. It is best to use a microphone to ask children interview questions around the theme for the day.

Option 1:

Who can tell me why it is sometimes hard to talk to friends about Jesus?

Option 2:

Who will share about a time you invited someone to church and that person came? What happened? Did that person come back?

Option 3:

Why do you think Christmas is a good time of the year to talk to others about Jesus?

Prayer:

Let the kids pray out loud. If you are using a microphone, invite children to form a prayer line and speak their thanksgivings or requests. If you have portable microphones, you can roam the audience. Kids can also go to prayer stations set up for specific types of prayer.

Blessing:

Speak a blessing prayer over the children. Personalize this to your setting. Use a special scripture verse or blessing around the theme of the day.

Song of Sending:

Choose one song. Briefly introduce song so kids can better understand what they are singing and be drawn into a more focused worship. Keep the attention on God.

Supplies:

Attention Grabber:

- three envelopes that have the appearance of containing special event tickets (see lesson)
- three chairs
- 12 paper crowns, four in each envelope

The Power of the Cross:

- a thorny stick of some type or, better yet, a crown of thorns
- ornate-looking crown

Offering:

- crown (*Option:* arrange beforehand for a child to make a crown to be used for offerings)

Learning Game:

- 8 ½ x 11-inch sheet paper for each child
- pens
- hula hoops (*optional*)
- masking tape (*optional*)

Application 1:

- “The Original King of Hearts,” a gospel magic trick from Dock Haley Gospel Magic Company (http://www.gospelmagic.com/cgi-bin/gospel_magic/cp-app.cgi)



Application 2:

- King of Hearts invitation to Christmas service. Attached you will find the front side (king of hearts card) and the backside (text) of the card. Photocopy the attached pages on red paper and cut each page into four invitations. (If red paper is not available, photocopy the pages on white paper and the children can use red pens to decorate the cards.)
- your church’s Christmas service times
- pens or markers

Safety and Security: Safety and security procedures are important for each church to carefully define and implement according to their unique needs. The security, safety, illness and accident procedures described in this curriculum are provided for example purposes only and may not be appropriate, applicable or adequate for every situation. Each church is responsible for determining whether any security, safety, illness and accident procedures contained in the curriculum are appropriate, applicable or adequate for its unique situation. The activities described in this curriculum require adult supervision and may not be suitable for each child and each situation. Each church is responsible for ensuring that adequate adult supervision is provided for all activities and for determining whether an activity is appropriate for each child and each situation. Kids Kount Publishing disclaims all liability for the implementation of any procedures or the performance of any activities described in this curriculum.



(cut)





**Who is the King
of Your Heart?**



**Jesus came
to be King!**

**Who is the King
of Your Heart?**



**Jesus came
to be King!**

**Who is the King
of Your Heart?**



**Jesus came
to be King!**

**Who is the King
of Your Heart?**



**Jesus came
to be King!**