



SUPPLY LIST

Winter - Year 4

Kids Kount Publishing recommends using a wide variety of resources with our lessons. This supply list is a guide. Our curriculum is meant to be adaptable, and this includes your selection of supplies. Feel free to substitute videos and crafts similar to the ones suggested. Check for items you may have on hand and adapt as needed. You may be able to use videos from your city library, video rental store, and members of your congregation or other churches.

If you are comfortable ordering over the Internet, new and used sources are available for videos and supplies at various prices.

Your ideas are a major resource in making this curriculum work for your children's ministry. You can help others by emailing your suggestions to info@kidskountpublishing.com.

Lesson 28

Attention Grabber:

- fancy wrapped gift box with the top wrapped separately so the gift may be opened without ruining the paper
- glittery or shiny confetti or paper shreds placed inside the gift box
- a manger filled with straw (a convenient straw substitute is Spanish moss available at Wal-Mart)

Power of the Cross:

- manger with the end pieces in the shape of an "X" or cross or a completed craft project

Learning Game:

- half sheets of newspaper, one per child
- two inches of masking tape per child
- one hula hoop for every ten children
- masking tape starting line (on the floor)

Application:

- one Appendix A copied on cardstock per child
- pliers to break ends of Popsicle sticks so they are rough
- two Popsicle sticks per child—one full length and two halves
- newspapers and magazines for lettering

Kids Church Year 4 – Supply List - 1

- Spanish moss for manger filler
- white glue and/or glue stick
- *option:* If a good supply of newspapers and magazines is not available, kids may color Appendix B and attach the letters as a header to their picture

Lesson 29

Attention Grabber:

- the nicest kid's bike that you can find (if it's impossible to bring one in, then you might talk about a nice one or bring a picture of a really nice bike.)

Learning Game:

- clothespins
- music
- heavy tape to clearly define the game space

Bible Presentation

- video: *The City That Forgot About Christmas*, 1987 Family Films, ISBN # 0-570-09145-4, 22 minutes—order from <http://www.booksofthebible.com/p669.html>

Lesson 30

Attention Grabber:

- Christmas decorations set up or hung in room
- one pre-made Promise Chain made with red and green links (see *Bible Presentation* craft)

The Power of the Cross:

- long Promise Chain made with nothing but red and green links
- small gold pre-made paper chain made with only three links
 - one link is labeled "Jesus' coming into the world as a baby"
 - the second link is labeled "Jesus' dying on the cross for us"
 - third link is labeled "Jesus' rising from the dead"

Bible Presentation:

- strips of red, green, and yellow construction paper
- tape
- staplers
- stickers (see Appendix)
- print and post the poem (overhead or PowerPoint) "God Passed the Promise" with large lettering in the front

Lesson 31

The Power of the Cross:

- freestanding cross or cross made out of simple stakes that can be pounded into the ground

Bible Presentation:

- video, *The Birth of Jesus*, produced by Visual Bible for Kids, ISBN # 0-8499-8671-0, 30 minutes total running time—order from http://www.thomasnelson.com/consumer/product_detail.asp?sku=084995939X

Lesson 32

Attention Grabber:

- three boxes with lids
- brown paper bag
- newsprint
- nice Christmas wrapping paper
- mini chocolate bars
- scissors
- tape

Bible Presentation:

- video: *Gospel of John* by Visual Bible International—order from <http://www.visualbible.com>

Learning Games:

- hula hoops—one for every two kids
- table
- Tootsie Rolls—one per kid
- masking tape
- coffee stir sticks—one per kid
- LifeSavers—one per team

Application:

- small candy rewards
- Appendix A & B copied back-to-back on cardstock—one per kid
- scraps of Christmas wrapping paper
- several old Christmas cards
- ribbon and/or bows
- scissors
- glue, glue sticks and tape
- crayons and/or washable markers

Lesson 33

Attention Grabber:

- treasure chest or something resembling one with miscellaneous “treasure” inside (trinkets, costume jewelry, coins, etc.)

Power of the Cross:

- a robe with easily distinguished hemline

Bible Presentation:

- cross
- large name tag style signs labeled:
 - Christian
 - non-Christian
- Sign #1 that says:
**Praise and honor to our King,
The one to whom we sing.
We gladly bow down before
The one whom we adore.**

- Sign #2 that says:
**You're telling us a lie,
There is no king.
We'll not bow down
Or do any such thing.**

Lesson 34

Attention Grabber:

- several party noisemakers, party hats, party toys and other party paraphernalia in a paper bag

Learning Games:

- a flag, glove, or other soft, easy to grab object to represent the “bacon” (A dishtowel tied in a knot also works well.)
- two chairs and masking tape to mark a field of play on the floor

Lesson 35

Attention Grabber:

- one uncooked egg (a few back-up eggs may be helpful due to their delicate nature)
- glass pitcher filled with water
- small bucket with an egg inside
- salt (up to one half cup)
- craft stick

The Power of the Cross:

- egg
- clear bowl or empty pitcher from previous demonstration

Learning Game:

- masking tape
- large stack of newspapers
- kitchen timer
- wet wipes to clean newsprint ink off hands

Bible Presentation:

- *The Story You Can Believe In*, from the series, The Visual Bible for Kids, by Tommy Nelson—order from http://www.thomasnelson.com/consumer/product_detail.asp?sku=0849959403

Lesson 36

Attention Grabber:

- two clear glasses
- a pitcher of water
- a blender
- various food garbage items such as a rotten banana peel, coffee grinds, dirty water, old food, etc.

Offering:

- use an empty clear pitcher

Learning Game:

- small paper cup for each child
- three two-liter bottles (one empty and two filled with water) per group of eight kids
- towels

Bible Presentation:

(Part I)

- six balloons filled with air and tied with a knot
- another balloon filled with water, twisted shut and sealed with a clothespin or paper clip, candle
- match
- tray or towel to set the candle on
- cup

(Part II)

- flowering plant
- scissors
- paste or glue or some other way to attach the flowers to the stems
- colored construction paper
- markers
- three poster board sheets taped together or a few feet of newsprint hung on the wall—have flower stems drawn on the paper before Kids Church with green marker or glued on green construction paper so that the kids can paste their flowers to the stems

Lesson 37

Attention Grabber:

- several goofy costume items such as hats, ties, smocks, belts, etc.

Power of the Cross:

- two garments—one is clean and nice and the other is dirty

Offering:

- a garment to set under the offering plate

Learning Game:

- none

Bible Presentation:

- various garments including a large garment or sheet
- video – Veggie Tales: *Are You My Neighbor?*, Big Idea Productions, 1995, 30 minutes total running time. ISBN #8015222699—order from <http://store.yahoo.net/yhst-54787164184156/areyoumyne.html>

Lesson 38

Attention Grabber:

- a wrapped, empty gift box made so that the top can be easily lifted off
- a cross that will fit inside the box

Offering:

- the wrapped gift box

Learning Game:

- none

Bible Presentation:

- thorn or sharp nail
- three signs:
 - Yes
 - No
 - Not Yet
- card table
- two chairs
- phone
- chess set
- football
- cross
- heart

Lesson 39

Attention Grabber:

- a tube of crescent roll dough
- cookie sheet
- heart-shaped cookie cutter

Power of the Cross:

- cookie sheets
- heart-shaped cookie cutters
- biscuit dough sold in a break-open tube
- clean dry surface
- rolling pin
- access to oven for baking biscuit dough

Offering:

- large paper heart
- offering plate

Learning Game:

- twenty, two-liter bottles
- balls (These balls can be large like volleyballs, basketballs, or playground balls. Or, they can be small like tennis balls, ping pong balls and wiffle balls.) Varied sizes of balls make the game more interesting.

Bible Presentation:

- headpiece for David
- heart-shaped plastic or pan mold
- shepherd's staff or stringed instrument
- rock
- chair

- crown
- binoculars
- ice frozen in heart-shaped mold and removed from mold beforehand
- hammer
- chocolate candy hearts (enough for audience)

Lesson 40

Attention Grabber:

- a large bag or bowl of freshly popped popcorn for the leader
- hidden popcorn bags for each child

Offering:

- empty popcorn bag or bowl

Learning Game:

- dot stickers in four colors
- masking tape
- four sets of balls (each set a single color to match the dot sticker colors)
Note: Wadded paper or magic marker caps grouped by color can be substituted for the balls.
- score sheet
- four buckets colored or labeled to identify team

Bible Presentation:

- three signs labeled as follows:
 - Give Us
 - This Day
 - Our Daily Bread
- adult(s) prepared to share testimony of receiving provisions during a tough period
- video—Veggie Tales, *Lyle, the Kindly Viking*, Big Idea Productions, February, 2004, Word Music Distribution, VHS ISBN #: 5552362586, DVD ISBN #: 080688610098—order from: <http://store.yahoo.net/yhst-54787164184156/lykivivcl.html>. Clip will be approximately 7 minutes of running time. See lesson for prompts.

Lesson 41

Attention Grabber:

- tape rule
- paper and pen

Offering:

- plate or basket

Learning Game:

- a three inch stack of newspaper for every group of six children
- masking tape for each group
- plastic trash bags
- awards for: the funniest chicken, the most authentic chicken, the mummy chicken, the best chicken imitation

Bible Presentation:

Option One: Blinded by Sawdust

- two sawhorses or a table upon which a 2" x 4" board can be cut
- one six-foot 2" x 4" board
- tape rule
- hammer
- two nails
- saw
- two towels (one with a teaspoon of flour on it)

Option Two: "Climb the Ant Hill"

- chair on top of a strong table or stepladder
- stool
- some funny props that remind us of ants (e.g., like antennae)

Lesson 42

Attention Grabber:

- four or five obstacles to be placed onstage—e.g., chair, box, materials, a stand that could fall over and make a crashing noise... anything that creates an obstacle to walking across the stage

Offering:

- a flashlight or lamp to make a circle of light on the floor

Learning Game:

- flashlight(s) or lamp(s) to create a circle of light
- hula hoops or masking tape to make circles
- one lamp or flashlight with a paper cross taped to it

Application:

- cards from the Appendix copied on cardstock and precut before class
- (Optional) lamp or flashlight to make a circle of light onstage

Lesson 43

Attention Grabber:

- table

Power of the Cross:

- a cross

Offering:

- hula hoop or string for circle
- offering basket

Bible Presentation:

- video, *The Crossing*, produced by: John Schmidt and Bill Muir—order from <http://www.upliftingpictures.net/movies/thecrossingvhs.htm>

Lesson 44

Attention Grabber:

- large piece of paper (poster board) with the word “Messiah” written on it
- rolled up piece of paper about an inch in diameter

Power of the Cross:

- tube from the *Attention Grabber*

Offering:

- hula hoop or string

Learning Game:

Option one: Guessing Game

- pictures taken beforehand
- option: project these pictures on the screen via PowerPoint

Bible Presentation:

- video, The Animated Stories from the New Testament: *The Messiah Comes*, produced by Nest Family Entertainment, 2003 (www.nestfamily.com). When ordering from Nest Family’s website, go to the left margin menu and choose Children’s Bible Stories. Then type in the word “messiah” into the search box.

Prayer:

- anointing oil

Lesson 45

Attention Grabber:

- basin of water on a table
- two dry washcloths displayed nearby but not too obvious

Power of the Cross:

- the dirty washcloth from the *Attention Grabber*

Offering:

- clean washcloths

Bible Presentation:

- video, *The Gospel of John*, produced by Visual Bible International, www.visualbible.com
- *option:* video, The Animated Stories of the New Testament: *The Greatest is the Least*, distributed by Nest Family Entertainment. Order from <http://www.nestfamily.com>. Link with Children’s Bible Stories and in the search box, enter the word “least.” Double click on the title and order as indicated.

Application:

- newsprint paper
- crayons

Lesson 46

Attention Grabber and Power of the Cross:

- cell phone or other phone with a speaker option

Offering:

- piece of paper that says “Jesus”
- offering plate

Bible Presentation:

- video: *The Gospel of John*, produced by Visual Bible International, 2003, show the gospel of John chapter 17—order from www.visualbible.com
- a box of Life cereal (Keep this cereal in the box to show its name.)
- a box of Froot Loops (in clear bowl)
- a box of Apple Jacks or Cheerios (in clear bowl)
- large, preferably clear, bowl for mixing all the cereals together
- three signs:
 - Himself
 - His disciples
 - Us today

Witness and Tell:

- card making supplies
 - envelopes
 - markers
 - crayons
 - prepared Bible verses
- background music

Lesson 47

Attention Grabber:

- small rocks scattered around the stage

Offering:

- rocks in a circle around the offering plate

Learning Game:

- masking tape

Bible Presentation:

- a rock for each student small enough to fit in their hands
- colored bits of paper, glue, crazy eyeballs, markers, etc. to decorate rocks
- video of Jesus' triumphal entry into Jerusalem—options:
 - *Jesus of Nazareth*, Bridgestone Group Inc. 1995—order from <http://shopping.discovery.com/product-14796.html?jzid=40587878-6-0>
 - *Visual Bible: Matthew*, by Visual Bible International 1997—order from http://www.christianbook.com/Christian/Books/product?item_no=03416&netp_id=294389&event=ESRCN&item_code=WW
 - *JESUS*, The Jesus Project, Inspirational Films 1979—order from http://www.jesusfilmstore.com/Merchant2/merchant.mvc?Screen=PROD&Product_Code=JFP0012&Category_Code=008
 - *Gospel of John*, Visual Bible International, 2003—order from www.visualbible.com

Lesson 48

Attention Grabber:

- hula hoop
- newsprint
- tape

Offering:

- hula hoop

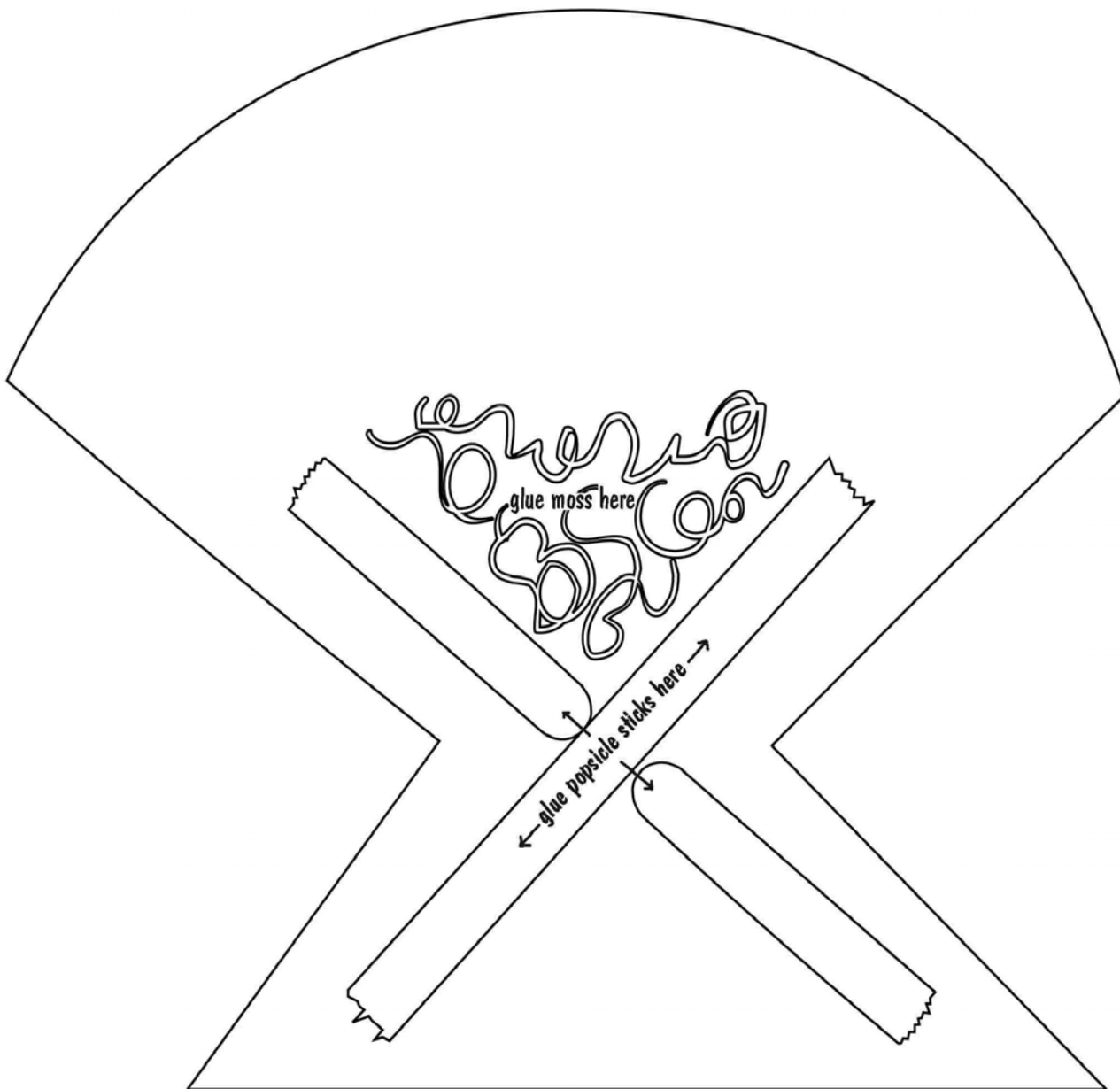
Bible Presentation:

- hula hoop rock from *Attention Grabber*
- Exacto knife or scissors

Application Games:

- many hula hoops
- masking tape to mark off the start and finish line for the hula hoop games

Safety and Security: Safety and security procedures are important for each church to carefully define and implement according to their unique needs. The security, safety, illness and accident procedures described in this curriculum are provided for example purposes only and may not be appropriate, applicable or adequate for every situation. Each church is responsible for determining whether any security, safety, illness and accident procedures contained in the curriculum are appropriate, applicable or adequate for its unique situation. The activities described in this curriculum require adult supervision and may not be suitable for each child and each situation. Each church is responsible for ensuring that adequate adult supervision is provided for all activities and for determining whether an activity is appropriate for each child and each situation. Kids Kount Publishing disclaims all liability for the implementation of any procedures or the performance of any activities described in this curriculum.





GOD PASSED THE PROMISE

Adam and Eve, God's crowning creation,
Sinned against God, and reaped separation.
But God in his mercy, kindness, and love
Gave them a promise that a Savior would come.

**Many years passed and people forgot;
But God, ever faithful, he did not.**

God passed the promise that a Savior would come
To a man called Abram, who longed for a son.
Under stars, God promised to make a great nation
Through which all people would find salvation.

**Many years passed and people forgot;
But God, ever faithful, he did not.**

God passed the promise that a Savior would come
To Isaac, Abraham and Sarah's beloved son.
To Isaac and Rebekah, Jacob and Esau were born,
And through them, two mighty nations were formed.

**Many years passed and people forgot;
But God, ever faithful, he did not.**

God passed the promise that a Savior would come
To Jacob, not Esau, as Isaac would have done.
Though a deceiver for most of his life
He received God's blessing after wrestling one night.

**Many years passed and people forgot;
But God, ever faithful, he did not.**

God passed the promise that a Savior would come
To the man called Judah, one of Jacob's 12 sons.
And this is the blessing that his father gave:
God's kingdom would be established, never to fade.

**Many years passed and people forgot;
But God, ever faithful, he did not.**

God passed the promise that a Savior would come
To a simple shepherd boy and the king he would later become.
David's reign was a shadow of the Savior waiting in the wings,
The one who would be called Lord of lords, King of kings.

**Many years passed and the people forgot;
But God, ever faithful, he did not.**

God passed the promise that a Savior would come
To a people in darkness, whose lives lay undone.
Through a prophet named Isaiah, God's plan became clear
That the Savior God had promised soon would be here.

**Many years passed and the people forgot;
But God, ever faithful, He did not.**

God passed the promise that a Savior would come
To a prophet named Micah, who told of the town,
The birthplace to be for the One setting us free,
Look in Bethlehem and he will be found.

**Many years passed and the people forgot;
But God, ever faithful, He did not.**

God passed the promise that a Savior would come
To a girl named Mary, a descendant of the line of Judah.
It was an angel who announced that it was she
Who would bear the Savior that would set mankind free.

**And many years have passed, and people have forgot;
But God, ever faithful, he has not.**

God passed the promise that the Savior DID come
Through an angel with news for each and every one.
Glory to God! Your Savior arrived today
You'll find him in a stable, lying wrapped in the hay.

**But many years have passed, and people have forgot,
But God, ever faithful, he has not.**

God kept his promise to deliver on earth
That babe in the manger, a true virgin birth.
Miracles, ministry and prophecies brought light
And the Gentiles rejoiced all through the night.

**But many years have passed, and people have forgot,
But God, ever faithful, he has not.**

They watch God's promises come true through his Son
Each link fits together one by one.
Betrayed, forsaken and beaten without cause
Carrying his own cross, no break for a pause.

**But many years have passed and people have forgot
But God, ever faithful, he has not.**

The time had come for Jesus - crucified,
To his father in heaven, "My God!" he loudly cried.
Pierced from his side came blood and his heart
His spirit to God in his hand he did part.

Then darkness, death and laid in a tomb,
This promised Savior of the virgin's womb.
But rolled back the tomb, no flesh did decay
Alleluia, he his risen, our Savior today!

God has fulfilled his promise and the Savior has come--
Not just for Abraham or Jacob, but for everyone.
And God's free gift of life is extended to you,

**Simply trusting in Jesus is all you
need to do.**

Appendix B

Poem With Teaching Points *(To be read while kids are making a Promise Chain)*

GOD PASSED THE PROMISE

*Adam and Eve, God's crowning creation,
Sinned against God, and reaped separation.
But God in his mercy, kindness, and love
Gave them a promise that a Savior would come.*

Many years passed and people forgot;
But God, ever faithful, he did not.

Adam and Eve Teaching Point:

Adam and Eve were promised that a Savior would be born so that Satan would be conquered in the future. Genesis 3:15

*God passed the promise that a Savior would come
To a man called Abram, who longed for a son.
Under stars, God promised to make a great nation
Through which all people would find salvation.*

Many years passed and people forgot;
But God, ever faithful, he did not.

Abraham and Isaac - Teaching Point:

God promised Abraham children, as many as the stars. People are given a promise that God would give his only Son. Genesis 22:12

This promise is repeated in Genesis 22:16

This promise is for Abraham. The seed that provides salvation comes through Isaac. Genesis 22:18

*God passed the promise that a Savior would come
To Isaac, Abraham and Sarah's beloved son.
To Isaac and Rebekah, Jacob and Esau were born,
And through them, two mighty nations were formed.*

Many years passed and people forgot;
But God, ever faithful, he did not.

*God passed the promise that a Savior would come
To Jacob, not Esau, as Isaac would have done.
Though a deceiver for most of his life
He received God's blessing after wrestling one night.*

Many years passed and people forgot;
But God, ever faithful, he did not.

Jacob - Teaching Point:

The promise is that, “I see him, but not now; I behold him, but not near; a star (Jesus) shall come forth from Jacob, and a scepter shall rise from Israel...” (Numbers 24:17)

*God passed the promise that a Savior would come
To the man called Judah, one of Jacob's 12 sons.
And this is the blessing that his father gave:
God's kingdom would be established, never to fade.*

Many years passed and people forgot;
But God, ever faithful, he did not.

Judah – Teaching Point:

Another promise God made was that the Savior would come through the tribe of Judah. Judah was one of Jacob's sons. Jesus' bloodline comes through the tribe of Judah. Genesis 49:10

*God passed the promise that a Savior would come
To a simple shepherd boy and the king he would later become.
David's reign was a shadow of the Savior waiting in the wings,
The one who would be called Lord of lords, King of kings.*

Many years passed and the people forgot;
But God, ever faithful, he did not.

David – Teaching Point:

God promised beforehand, through his prophets in the Holy Scriptures, concerning his Son, who was born of the seed of David according to the flesh.... Romans 1:2-4

*God passed the promise that a Savior would come
To a people in darkness, whose lives lay undone.
Through a prophet named Isaiah, God's plan became clear
That the Savior God had promised soon would be here.*

Many years passed and the people forgot;
But God, ever faithful, He did not.

Isaiah – Teaching Point:

In one chapter of Isaiah, there are at least 19 prophecies of Jesus and his death.
Isaiah 53

*God passed the promise that a Savior would come
To a prophet named Micah, who told of the town,
The birthplace to be for the One setting us free,
Look in Bethlehem and he will be found.*

Many years passed and the people forgot;
But God, ever faithful, He did not.

Micah – Teaching Point:

Micah 5:2 records the prophecy of where Jesus would be born.

*God passed the promise that a Savior would come
To a girl named Mary, a descendant of the line of Judah.
It was an angel who announced that it was she
Who would bear the Savior that would set mankind free.*

And many years have passed, and people have forgot;
But God, ever faithful, he has not.

Mary – Teaching Point:

The Lord gives a sign that a virgin will be pregnant with a child, a son, and she will call his name Immanuel. Isaiah 7:14

*God passed the promise that a Savior would come
Through an angel with news for each and everyone.
Glory to God! Your savior arrived today.
You'll find him in a stable, lying wrapped in the hay.*

But many years have passed, and people have forgot,
But God, ever faithful, he has not.

*God kept his promise to deliver on earth
That babe in the manger, a true virgin birth.
Miracles, ministry and prophecies brought light
And the Gentiles rejoiced all through the night.*

Make loop with "Jesus is born" sticker:

*But many years have passed, and people have forgot,
But God, ever faithful, he has not.*

*They watch God's promises come true through his Son
Each fits together one by one.
Betrayed, forsaken and beaten without cause
Carrying his own cross, no time to pause.*

*But many years have passed and people have forgot
But God, ever faithful, he has not.*

*The time had come for Jesus - crucified,
To his father in heaven, "My God!" he loudly cried.
Pierced from his side came blood and his heart
His spirit to God in his hand he did part.*

Make loop with sticker "Jesus dies"

*Then darkness, death -- laid in a tomb,
This promised Savior of the virgin's womb.
But rolled back the tomb, no flesh did decay
Alleluia, he has risen, our Savior today.*

Make loop with sticker "Jesus rises"

*God has fulfilled his promise and the Savior has come--
Not just for Abraham or Jacob, but for everyone.
And God's free gift of life is extended to you,*

***Simply trusting in Jesus is all
you need to do.***

Adam & Eve	Believes his promise:	Adam & Eve	Believes his promise:	Adam & Eve	Believes his promise:
Abraham & Isaac	Believes his promise:	Abraham & Isaac	Believes his promise:	Abraham & Isaac	Believes his promise:
Jacob	Believes his promise:	Jacob	Believes his promise:	Jacob	Believes his promise:
Judah	Believes his promise:	Judah	Believes his promise:	Judah	Believes his promise:
David	Believes his promise:	David	Believes his promise:	David	Believes his promise:
Isaiah	Believes his promise:	Isaiah	Believes his promise:	Isaiah	Believes his promise:
Micah	Believes his promise:	Micah	Believes his promise:	Micah	Believes his promise:
Mary	Believes his promise:	Mary	Believes his promise:	Mary	Believes his promise:
Jesus is born.	Believes his promise:	Jesus is born.	Believes his promise:	Jesus is born.	Believes his promise:
Jesus dies on the cross.	Jesus rises from the dead.	Jesus dies on the cross.	Jesus rises from the dead.	Jesus dies on the cross.	Jesus rises from the dead.

Lesson 32 (two pages)

After Christmas cards...


After wrapping paper...

After presents....

THERE'S STILL....

JESUS!

God loved the world this way: He gave his
only Son so that everyone
who believes in him will not die
but will have eternal life. *John 3:16 (GW)*

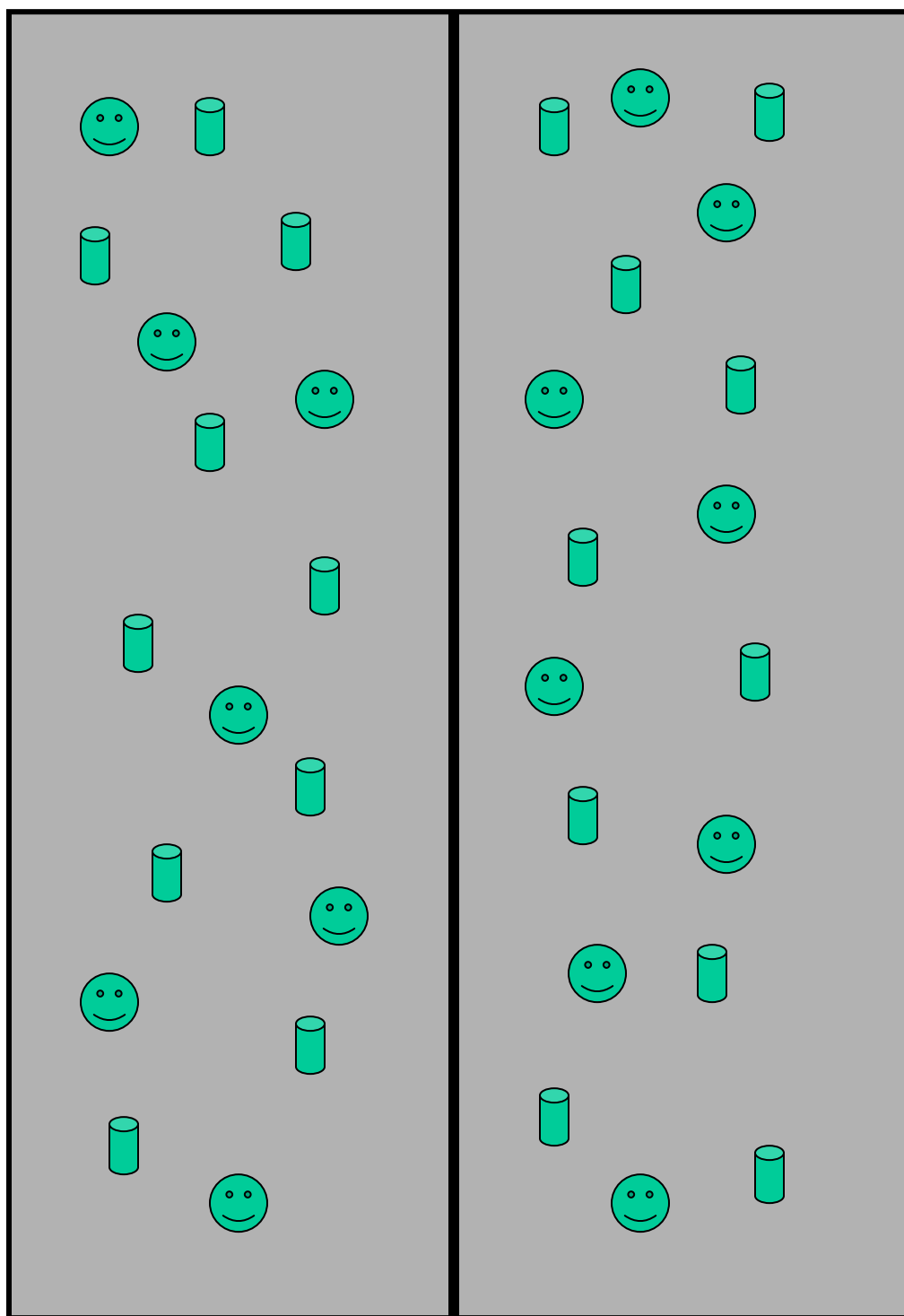


***Praise and honor to our
King,
The one to whom we sing.
We gladly bow down before
The one whom we adore.***

Sign #2 that says:

***You're telling us a lie,
There is no king.
We'll not bow down
Or do any such thing.***

Lesson 39 – Appendix - Learning Game Set-Up



= pins



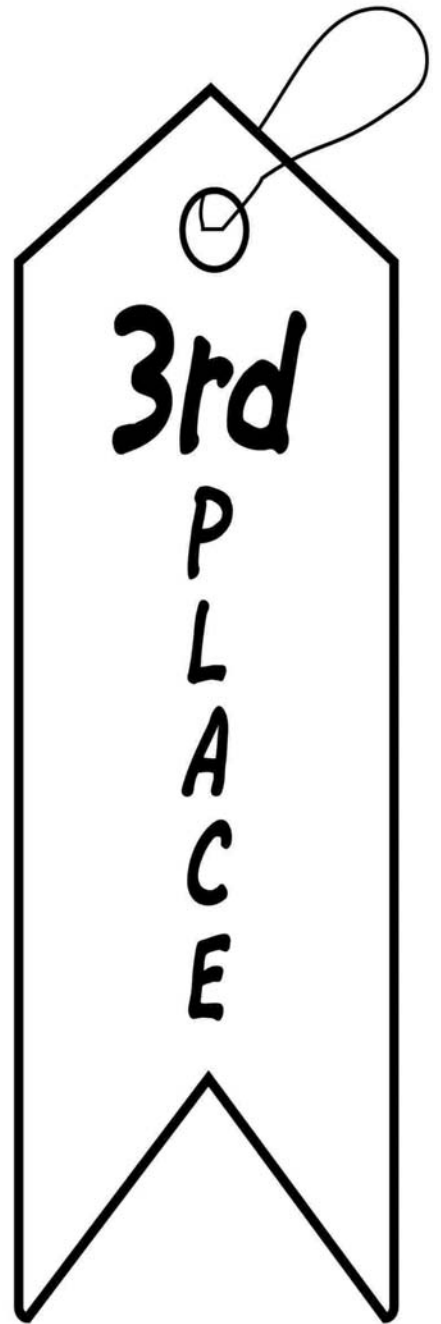
= kid with ball

***Give
Us***

***This
Day***

Our Daily Bread





Card #1 *A friend at school decides that he/she no longer wants to be your friend. He/she even says bad things about you behind your back. What do you do?*

Card #2 *Someone tells you that God is not real because you can't see him. He/she challenges you to prove God is there. Maybe you are beginning to wonder yourself. What do you do?*

Card #3 *You've done something very wrong, but nobody knows about it. You are worried about getting caught and someone finding out. What do you do?*

Card #4 *You feel like you've made too many mistakes and God would never let you into heaven. What do you do?*

Card #5 *You are worried because you have problems at home. It seems that nobody is getting along very well. What do you do?*

JESUS

Himself

His disciples

US

TODAY