



Date: _____

Series: We are God's Church (Spring)
Year 2, Lesson 52

Seven Chosen to Serve

Bible Event: Acts 6:1-7

Take Home Point: *WE ARE GOD'S CHURCH – *We take care of one another.*

*Repeat this phrase throughout the lesson. The leader will say the first part of the phrase (CAPS). The children respond with the second part of the phrase (*italics*).

Jesus Link: Jesus served us so we can serve others.

What kids will learn about God in this worship experience:

- Children will learn that when you help others, it's like helping Jesus. Also, God chooses different people to help in different ways. When we serve and take care of each other in different capacities, we can be more effective and reach more people. Kids will take home the point: ***WE ARE GOD'S CHURCH – *We take care of one another.***
- Children will respond to God's love as they pray to him, thanking him for loving them and giving them Jesus. They will offer him their songs of worship, their offerings, and their actions of love as they actively learn God's word.



Welcome Zone: (15-20 minutes)

Purpose: While kids arrive, give them a simple learning readiness activity that requires minimal supervision. This might include a video, games, blocks, or puzzles.

Video Suggestion: List a video , if available.

Activity Suggestion: Blocks, toys, puzzles, paper, and crayons.



Opening Worship: (10-15 minutes)

Children can bring forward the cross, candles, Bible, offering plate, and treasure box. The treasure box contains the props used to tell or dramatize the Bible event. Open with a simple prayer having the children repeat after you. Collect offering and talk about how God will use it.

Praise Songs:

Choose two or three songs and list them here.

Bible Event: A Visit from a Dramatized Character

A costumed adult presents the Bible event by telling it from a first person point of view. Explain to the children that they will meet an actor, someone pretending to be a person in today's Bible event. Ask the children to put on their imagination hats so they can imagine that this really is the person in the Bible event.

Boys and girls, today we will learn about the Seven Chosen to Serve. (Open Bible.) The Bible, God's word, tells the true story of when some women were not receiving their fair share of food from other Christians and how the followers of Jesus solved the problem.

Introduce the character that is pretending to be Stephen. Everyone needs to put on their imagination hats so they can imagine that it is Stephen talking to them. Stephen comes onto the stage, picks up the Bible and begins speaking.

Boys and girls, I want to tell you about the time I was chosen along with six others to help solve a problem. The disciples or apostles of Jesus had done a great job telling people about Jesus and his love and sacrifice by dying on the cross for them. Many people were baptized and became Christians. Everyone was welcomed at their gatherings. They shared food and many things together—especially with those in need. Some were widows, women whose husbands had died.. Some of the new believers were followers of God from different parts of the world. Because they were from different places of the world, they spoke different languages and had different customs. Did

you know that sometimes when people are different, they don't get along very well? God doesn't want that. There were some unfriendly feelings between Greek Jews and Hebrews. The Greek followers and Jewish people complained that their widows were not being cared for fairly. This was the problem I helped solve. Listen carefully to the rest of the story.

Jesus had told the apostles to serve

Pantomime hands out and palms up.

And take care of one another.

Spread arms out like putting arms around another's shoulders.

But Jesus also told them to preach and read the Bible.

Take index finger and point at open hand like a book.

And pray.

Pantomime praying by folding hands and bowing head.

The disciples were so busy caring for others' needs

Pantomime hands out and palms up.

That they didn't have time to preach,

Pantomime holding index finger up and shaking it up and down.

Read the Bible and pray.

Pantomime praying.

It was very important that they continue to preach and pray because Jesus had told them to do that. So, they had a meeting to decide how they would be able to serve, preach and pray.

They decided in the meeting to choose seven men. Can you count to seven? One-two-three-four-five-six-seven. Good. These seven chosen men were known as good, wise, and fair and able to take care of the poor.

Then, the apostles continued and took care of one another,

Spread arms out like putting arms around another's shoulders.

Preaching and reading the Bible.

Take index finger and point at open hand like a book.

And praying.

Pantomime praying by folding hands and bowing head.

Well, that's where I come in. The believers chose me as one of the seven to help serve the poor. I am full of faith and full of the Holy Spirit. These two things, faith in Jesus and the Holy Spirit, help me to be wise and fair when serving the needs of others. I was excited to be able to serve and help others because it is like helping Jesus.

The number of believers increased because the apostles could do more praying,

Pantomime praying.

Preaching and teaching now.

Pantomime holding index finger up and shaking it up and down.

The seven of us were put in charge of the work of serving which helped God's word spread.

Pantomime hands out and palms up.

Stephen leaves the stage and the large group presenter returns to the stage. The presenter says to the children:

Jesus told the apostles to preach, pray and serve others. They realized that they couldn't do it all because the number of people had grown so much. They wisely asked different people like Stephen, who also loved Jesus, to help serve the needs of others so they could continue to pray and preach. All of us can help Jesus by helping to serve others.

Practice the take home point with the children: ****WE ARE GOD'S CHURCH – We take care of one another.***



Action Zones: (20-30 minutes)

Purpose: Children move at their leisure to the activities according to their interest. Adults are assigned to oversee each of the zones watching for safety, assisting any activity, and helping the children connect to the lesson of the day. All zones are introduced at the beginning of Zone Time. Some suggested zones are included below. It is usually best to have all children go to the Snack Zone first. Sing a blessing song or say a snack prayer together before dismissing to the zones. During the Zone Time, children may arrive from mid-service dismissal if this is an option at your church. Be prepared to welcome the children and invite them to choose a zone.

Snack Zone: Each child gets a handful of Chex Mix on a napkin. Try to have the children pick seven pieces of the Chex Mix. Of the seven, have them choose as many different pieces of the mix and notice the differences but how it all tastes so good together. Remember, God chose different people to do different things to help spread his word.

Drama Zone: Have a variety of areas set up like a kitchen, bedroom, school and a church. The children can act out serving others in these settings.

Puppet Zone: Let the children use puppets to show different ways of serving others.

Felt Zone: Use felt board materials to show the story of Seven Chosen to Serve from today's Bible event. (For example, use Lesson #163, "Seven Helpers Chosen" from *Betty Lukens' Through the Bible in Felt*.)

Craft Zone: Each child will decorate the puppet from the template to look like himself then tape the puppet to a craft stick. They will be given a paper with four scenes and a slit in the middle. They will put the puppet through the slit in the paper, and choose a scene to show what they would do in each situation. If time allows, they can also color the scenes on the paper.

Play Zone: Play "Heads Up, Seven-Up." Seven kids are up front and the rest of the kids put their heads down and have one thumb up. The seven go out and each chooses one kid by pushing their thumb down. Say "Heads Up." Those chosen will guess which one of the seven chose them.

Quiet Reading Zone: Basket of books. Include any that feature the event of Seven Chosen to Serve.

Music Zone: Your choice of music.

Coloring Zone: "Seven Chosen to Serve" coloring page.



Closing Worship: (20 minutes)

Purpose: As you empty the zones and clean up, begin the music so the children can start wandering over.

Worship Songs:

Choose one or two songs and list them here.

Bible Application with Puppet Presentation:

Purpose: The puppet demonstrates the need that will be met in today's lesson. The scripts are not written verbatim, but give a story line in which the group leader can interact with the puppet.

Judy comes out wearing a red cape. Judy wants to be a super-helping hero. She is discouraged that she didn't do anything like a super hero yesterday. She didn't save the neighbor from a growling lion, nor did she save anyone from a ferocious bear, nor did she have to save her little brother from a growling tiger. The large group presenter asked her what she did do yesterday. She said she helped her neighbor rake leaves, took some soup to a sick neighbor and helped watch her baby brother. "Children, do you think Judy was a super helper yesterday?" Judy was surprised. "She was a super-helping hero after all. That's right, and when you help others, it's like helping Jesus."

As more people came to believe in Jesus, the disciples need helpers to care for the people. The large group presenter says that reminds him how seven believers were chosen to help solve a problem. Because of the continued teaching and preaching that Jesus is our Savior, the number of believers in Christ grew and grew. Say, "Well, you know what happens when a lot of people get together? There can be problems." Ask the children to tell Judy what the problem was. (*Some of the Greek Jews' widows were not getting their fair share of food.*) How did the apostles solve the problem? (*They asked the people to choose seven wise and fair men to serve the poor.*) When we help serve others like Judy did, we are helping Jesus. Remember: **WE ARE GOD'S CHURCH – We take care of one another.**

Prayer Time:

Purpose: Allow children to contribute their own prayers. This will teach them to turn to God in both good times and in times of trouble. End with the Lord's Prayer.

"Children Pray" Options: (select one from the options below)

_____ **Prayer Train Option:** Children line up and take turns stepping in front of the microphone and speak their brief prayers of thanksgiving.

_____ **Prayer Chair:** Children stand in a circle around one child sitting on a chair in the middle. All children in the circle will lay a hand on the child sitting in the chair as they say a prayer together.

_____ **Popcorn Prayer:** The leader moves through the crowd with a microphone and taps children on the head to stand and speak their prayer.

Lord's Prayer: Lead the children through the Lord's Prayer, phrase by phrase, or let them pray the entire prayer along with you.

Blessing:

May God, who is all around you,
pour his love upon you.

(Beginning at the bottom of the circle, slowly make a large circle with your hands. Finish by bringing your hands down and wiggling the fingers to resemble rain.)

And Jesus, his life a sacrifice,
walk right there beside you.

(Slowly make a large sign of the cross. Then move your hands out to the sides.)

And may God's Holy Spirit,
the one who lives inside you,

(Cross your hands over your heart.)

keep you strong,
comfort, lead and guide you!

(Move to a "strong man" position. Then cross your arms with your hands on corresponding upper arms to communicate comfort. Bring one hand forward with "lead" and the other with "guide" to complete the blessing.)

Song of Sending:

Choose one song and list it here.



Closing Zones:

Purpose: Children go to an activity zone, such as, the coloring zone, quiet reading zone, and children's Christian music video zone, as they wait for their parents.

Supplies:

Welcome Zone:

- blocks, toys, puzzles, paper and crayons

Opening Worship:

- Bible
- Stephen's costume

Action Zones:

Snack:

- Chex Mix
- napkins
- cups
- water or juice

Drama:

- kitchen sets and supplies, bedroom furniture, school supplies and/or furniture, church supplies

Craft:

- scene template with slits pre-cut
- 8 ½ x 11" paper divided in four equal parts with a slit in middle of each section to put puppet stick through the four illustrations on the paper; could be a picture of a church, picture of a bed or hospital, a table setting (meal time prayer) and a picture of a school
- puppet template—see appendix in lesson
- craft stick
- markers and crayons
- tape or glue

Quiet Reading:

- pillows
- books relating to the Pentecost story or the Seven Helpers

Music:

- songs of choice

Puppet:

- assorted puppets

Felt:

- use felt board Bible characters to act out the story of "Seven Helpers Chosen." One resource is *Betty Lukens' Through the Bible in Felt*, Lesson 163.

Color:

- coloring page
- crayons and markers
- plain paper


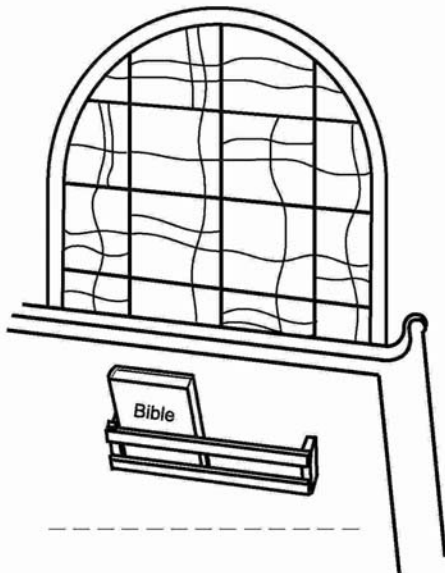

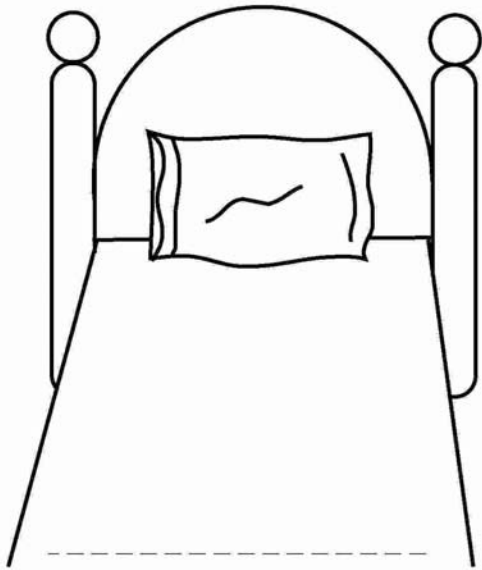
Closing Worship:

- Judy, the puppet
- super hero cape

Closing Zones:

- colored pencils
- paper
- basket of books

Copy one sheet per child.



Copy on cardstock. Cut one or two figures per child. Decorate and glue on craft stick.

