



Date: _____
Series: Gifts From Jesus
Spring Year 1, Lesson 50

Jesus' Ascension

Take Home Point: *EVEN WHEN WE CAN'T SEE HIM...Jesus is always with us.

*Repeat this phrase throughout the lesson. The leader will say the first part of the phrase (*CAPS*). The children respond with the second part of the phrase (*italics*).

Bible Event: Acts 1:1-11

We will help children know:

- The Bible event of Jesus' ascension.
- We can't see Jesus but we can trust that Jesus is always with us.
- We can know that Jesus is with us three ways: we can listen to his word, we can feel his love through people who love us and we can feel his love in our hearts.




We will help the children feel:

- Secure in the knowledge that Jesus is always with them.
- Strength in Jesus' presence.

We will help the children do:

- Interact with puppet presentation to introduce the Bible Event.
- Participate in the Bible event and watch a video of Jesus' ascension.
- Craft: Pull-through Ascension Picture.
- Snack: Ascension Snack.
- Game: Who Is Hiding?
- Teach Albie the Take Home Point: EVEN WHEN WE CAN'T SEE HIMJesus is always with us.
- Sing and Pray.

THIS LESSON'S ROADMAP

DESTINATION	PAGE #	DISCOVERIES ON YOUR JOURNEY	SUPPLIES NEEDED
Large Group Opening 	3 5	Puppet Presentation Bible Event	<i>Puppet Presentation:</i> <ul style="list-style-type: none"> Judy puppet Bible <i>Bible Event:</i> <ul style="list-style-type: none"> video, "Animated Stories of the New Testament: He is Risen" VCR and television
Small Group Application 	6 8 9 10	Activity 1: Craft Activity 2: Snack Activity 3: Game Prayer Time	<i>Activity 1: Craft</i> <ul style="list-style-type: none"> Appendix A, one per four children, copied on card stock Copies of Appendix B on card stock, one per child scissors for shepherd crayons or markers cotton balls glue <i>Activity 2: Snack</i> <ul style="list-style-type: none"> napkins, cups, water or juice Option 1: <ul style="list-style-type: none"> graham crackers Teddy Grahams whipped topping spoon Option 2: <ul style="list-style-type: none"> bread gingerbread man cookie cutter (or a person) <i>Activity 3: Game</i> <ul style="list-style-type: none"> room divider or something to hide behind sheet
Large Group Wrap-up 	12 12	Singing (Optional) Lesson Review with Puppet Skit	<ul style="list-style-type: none"> your choice of music Albie puppet Example of craft Example of snack

Pre-Session Singing (10 minutes)

Purpose: *When all children are in one group singing, it is easy for children arriving later to join the group and immediately get involved.*

Large Group Opening (15 minutes)



Purpose: *The puppet demonstrates today's lesson. The children are introduced to the take home point and experience the Bible event.*

Puppet Presentation

Supplies: Judy puppet, Presenter holds a Bible

Presenter: Boys and girls, let's call Judy. (Children call "Judy".)

Judy: (Judy comes out waving her arms around.) Hi everyone.

Presenter: Judy, what in the world are you doing?

Judy: I am trying to feel Jesus.

Presenter: Feel him?

Judy: Yes. I can't see Jesus, so I thought maybe I could feel him.

Presenter: But why are you trying to feel Jesus?

Judy: My mommy told me Jesus is always with me, but I can't see him.

Presenter: Judy, your mommy is right. Jesus is always with us and we can not see him. But just as we can not feel the air, we can not feel Jesus.

Judy: Let me get this straight. We can not see Jesus.

Presenter: That's right.

Judy: We cannot hear Jesus.

Presenter: True.

Judy: We cannot feel Jesus.

Presenter: That is also correct.

Judy: (Sounds exasperated) Then how can I know that he is always with me?

Presenter: There are a couple of ways you know Jesus is always with you.

Judy: Oh, please tell me.

Presenter: First, we can read and listen to the Bible. We will learn in today's Bible lesson that before Jesus went back to heaven, he made a promise to his disciples.

Judy: What did he promise them?

Presenter: Jesus promised that he would be with his followers always. Jesus always keeps his promises. Because Jesus is God, he can be everywhere at the same time.

Judy: That is good to know.

Presenter: Second, just like you can feel what the air does, like making us cold or feeling the wind in your hair, we can feel what Jesus does. We can feel his love through people, especially our parents, and we can feel his love in our hearts.

Judy: I think I understand now. Jesus is with me all the time, even though I can not feel him with my hands or see him with my eyes.

Presenter: That's right, Judy.

Judy: Wow, that's awesome!

Presenter: It certainly is. Would you like to learn more about this Bible event?

Judy: Yes I would.

Presenter: First, let's practice the take home point. I'll say the first part and you say the second part.

Judy: OK

Presenter: EVEN WHEN WE CAN'T SEE HIM... now you say, "Jesus is always with us."

Judy: Jesus is always with us.

Presenter: Do you think you can teach the boys and girls?

Judy: Sure.

Presenter: Okay everybody, EVEN WHEN WE CAN'T SEE HIM...

Judy: (and everyone): Jesus is always with us.

Presenter: Wonderful. Say "goodbye" Judy.

Judy: Bye everyone!

Bible Event: Video

Supplies: Video “Animated Stories of the New Testament: He is Risen”; VCR and television

Presenter holds the Bible. Introduce the Bible event by having the children pretend that they are Jesus' followers. They are going with him up to the hill where they last saw him. Together, pretend to climb the hill and lie down.

Start the video, “Animated Stories of the New Testament: He Is Risen” by Nest Entertainment at 28:21. Start at the point where the narrator says, “The apostles returned to Jerusalem...” and stop at the end of the video. (*Approximately 2 minutes.*)

When the video clip is finished, have the children pretend to walk back down from the mountain.

Presenter: Now I am going to review this Bible event with you. I am going to tell it with some wrong words. I want you to correct my mistakes. When I point to the audience, you will tell me the correct word.

One day when Jesus came together with his (point to audience) puppy dogs (*followers*), he went with them to a (point to audience) swimming pool (*hill*). He promised them that he would be with them (point to audience) once in a while (*always*). Then Jesus was taken up to (point to audience) the moon (*heaven*). He was hidden by a (point to audience) giant tadpole (*cloud*). And then he was gone. As his followers stood looking up into the (point to audience) ocean (*sky*), two (point to audience) butterflies (*angels*) appeared. They asked the disciples, “Why are you looking into the (point to audience) rain forest (*sky*)? The same Jesus who you saw go to heaven will someday come back in the same way.”

Jesus is not only with the disciples but he is also with us (point to audience) we're giggling (*always*). You see, when Jesus makes a promise, he always keeps it!

Thanks boys and girls. You did a good job telling the Bible event the right way. Now, let's practice the take home point together. I will say the first part and you repeat the last part. *EVEN WHEN WE CAN'T SEE HIM....*Jesus is always with us.*

Let's fold our hands and pray. Repeat after me.

**Dear God,
We love you.
Because of you,
Jesus is with us always.
Thank you, thank you, thank you.
In Jesus' name.
Amen.**

Song:

Let's sing our song of the week. (To the tune of *London Bridge*)

Capitalized letters indicate emphasis on that syllable when the rhyme is sung.

E-ven WHEN we CAN'T see HIM.

CAN'T see HIM. CAN'T see HIM.

E-ven WHEN we CAN'T see HIM.

JE-sus is WITH us.

Small Group Application (30 minutes)



Purpose: *Children will break into small groups. Smaller groups enable children to develop closer relationships with adults and peers in the church. In your small groups you will reinforce the take home point with a fun hands-on activity and discuss the Bible event. Review questions help kids apply the take home point to their daily lives.*

Activity 1: Craft: Pull-through Ascension Craft

Supplies: *Copies of Appendix A on card stock, one per four children; Copies of Appendix B on card stock, one per child; cotton balls; glue; crayons or markers; scissors for shepherd.*

Before class, cut Appendix A into four strips with one Jesus on each strip. Also, cut entry and exit slits on Appendix B.

Boys and girls, today we are going to make a picture that will show Jesus ascending, or going up to heaven. First, you can color the picture of Jesus and the hill. When you are finished, glue the cotton balls on the clouds.

Help the children weave the bottom of the Jesus strip through the bottom slit in the picture and the top of the strip through the top slit.

Now practice pulling Jesus upwards so that he ascends and disappears into "heaven"



Jesus ascended into heaven because he was done with his job here on earth. He died for our sins and he had a job in heaven. He needed to prepare a place for us. Even though Jesus went up to heaven, his Spirit is still with us. Knowing that Jesus is with us always helps us when we are afraid because we know we are not alone. It can help us when we are lonely, because we can always talk to Jesus. It can help us follow God's word because Jesus is always there to give us his strength. What a wonderful gift we have!

Review the Bible Event.

What promise did Jesus make to his followers? (*He would be with his followers always.*)

Let's practice the take home point. *EVEN WHEN WE CAN'T SEE HIM
....Jesus is always with us.

Let's fold our hands and pray. Repeat after me.

Dear God,
We love you.
Because of you,
Jesus is with us always.
Thank you, thank you, thank you.
In Jesus' name.
Amen.

Song:

Let's sing our song of the week. (To the tune of *London Bridge*)

Capitalized letters indicate emphasis on that syllable when the rhyme is sung.

E-ven WHEN we CAN'T see HIM.
CAN'T see HIM. CAN'T see HIM.
E-ven WHEN we CAN'T see HIM.
JE-sus is WITH us.

Activity 2: Snack: Ascension Snack

Supplies: napkins, cups, water or juice. Option 1: half graham cracker per child; Teddy Grahams; whipped topping, spoon. Option 2: bread and cookie cutter of gingerbread man or person.

*****CAUTION: Be aware of food allergies children may have, before you give them anything to eat.**

Before we eat our snack, let's fold our hands and pray. Repeat after me.

Dear God,
We love you.
Because of you,
Jesus is with us always.
Thank you, thank you, thank you.
In Jesus' name.
Amen.

Option 1: Today we are going to make a snack with a pretend Jesus ascending into the clouds.

Place the Teddy Graham (Jesus) on the graham cracker. Now cover him with clouds (whipped topping) and eat.

Option 2: (Give each child a drink.) When Jesus left this earth, he gave us a promise to be with us always. Let's all take a drink of water. The water we just drank is inside us, even though we can't see it anymore.

(Using the cookie cutter, cut out little figures in the bread.) Jesus gave his body for us so we are saved from sin. When we trust in him, he comes to live in us. He is the living bread in us.

Review the Bible event.

After Jesus made the promise to always be with us, what happened?
(Jesus ascended into heaven.)

Let's practice the take home point. ***EVEN WHEN WE CAN'T SEE HIM....Jesus is always with us.**



Song:

Let's sing our song of the week. (To the tune of *London Bridge*)

Capitalized letters indicate emphasis on that syllable when the rhyme is sung.

**E-ven WHEN we CAN'T see HIM.
CAN'T see HIM. CAN'T see HIM.
E-ven WHEN we CAN'T see HIM.
JE-sus is WITH us.**

Activity 3: Game: Who Is Hiding?

Supplies: room divider or something for team to hide behind; sheet

Today we are going to play a hiding game. We will try to guess who is covered by the sheet.

Divide into two teams.

Hide Team A behind the barrier.

Cover one child from Team A with a "cloud" (sheet).

Bring out the covered child.

Now I will ask the same three questions for each child covered by a pretend cloud. The other team (Team B) will have to guess who is under the cloud. If they guess right, they get a point. Then we will switch teams behind the barrier and continue to play. The team with the most points will win.

Questions:

- 1. Are you a boy or a girl?** (If your group is all male or female, ask: What color are your eyes?)
- 2. Are you wearing tennis shoes?**
- 3. Do you have brown hair?**

The person that was hiding was with us, even though we could not see them. In the same way, even though we can not see Jesus, we know he is with us.

Review the Bible event.

How do we know Jesus' promise is true? (*The Bible tells us and we can feel his love through people who love us.*)

Let's practice the take home point. *EVEN WHEN WE CAN'T SEE HIM....Jesus is always with us.

Let's fold our hands and pray. Repeat after me.

Dear God,
We love you.
Because of you,
Jesus is with us always.
Thank you, thank you, thank you.
In Jesus' name.
Amen.

Song:

Let's sing our song of the week. (To the tune of *London Bridge*)
Capitalized letters indicate emphasis on that syllable when the rhyme is sung.

E-ven WHEN we CAN'T see HIM.
CAN'T see HIM. CAN'T see HIM.
E-ven WHEN we CAN'T see HIM.
JE-sus is WITH us.

Prayer Time:

How does it make you feel to know that Jesus is with you always? (*Happy, joyful, safe, etc.*)

Why? (*because he loves me, because I am never alone or because I know that Jesus takes care of me.*)

Ask children for prayer requests and pray as a group for child's request.

Let's practice the take home point. ***EVEN WHEN WE CAN'T SEE HIM....*Jesus is always with us.***

Let's fold our hands and pray. Repeat after me.

Dear God,
We love you.
Because of you,
Jesus is with us always.
Thank you, thank you, thank you.
In Jesus' name.
Amen.

Song:

Let's sing our song of the week. (To the tune of *London Bridge*)

Capitalized letters indicate emphasis on that syllable when the rhyme is sung.

E-ven WHEN we CAN'T see HIM.

CAN'T see HIM. CAN'T see HIM.

E-ven WHEN we CAN'T see HIM.

JE-sus is WITH us.

Safety and Security: Safety and security procedures are important for each church to carefully define and implement according to their unique needs. The security, safety, illness and accident procedures described in this curriculum are provided for example purposes only and may not be appropriate, applicable or adequate for every situation. Each church is responsible for determining whether any security, safety, illness and accident procedures contained in the curriculum are appropriate, applicable or adequate for its unique situation. The activities described in this curriculum require adult supervision and may not be suitable for each child and each situation. Each church is responsible for ensuring that adequate adult supervision is provided for all activities and for determining whether an activity is appropriate for each child and each situation. Kids Kount Publishing disclaims all liability for the implementation of any procedures or the performance of any activities described in this curriculum.

Large Group Wrap-Up (10 minutes)



Purpose: The crazy bird puppet, Albie, struggles with learning the take home point. We try to teach him the take home point, but each time he confuses words or concepts. After three attempts, he finally gets it right.

Singing: (Optional, two or three songs, as time allows)

Supplies: Albie the puppet, sample of today's craft and snack.

Lesson Review with Puppet Skit

Presenter shows Albie an example of each of the Activities done in small group. Then the kids attempt to teach Albie the take home point.

Presenter: We want to welcome all our guests today and thank them for coming. (If you give guests a gift for coming, do it now.)

Presenter: Albie, look at the craft the children made today. It shows Jesus ascending into heaven. The children are going to teach you our take home point. Listen carefully.

Presenter: (says to kids):

***EVEN WHEN WE CAN'T SEE HIM....**

Kids say:


...Jesus is always with us.

Presenter: (says to Albie):

***EVEN WHEN WE CAN'T SEE HIM....**

Albie says:

Do you think I need to work out at the gym?



Presenter: Albie, look at the snack we ate. It looks like Jesus ascending into heaven. Now listen carefully to the take home point.

Presenter: (says to kids):

***EVEN WHEN WE CAN'T SEE HIM....**

Kids say:

...Jesus is always with us.

Presenter: (says to Albie):

***EVEN WHEN WE CAN'T SEE HIM....**

Albie says:

I ate a bowl of lizard lips filled to the brim!

Presenter: Albie, today we played a game called Who Is Hiding? Now, please listen closely to the take home point.

Presenter: (says to kids):

****EVEN WHEN WE CAN'T SEE HIM....**

Kids say:

...Jesus is always with us.

Presenter: (says to Albie):

***EVEN WHEN WE CAN'T SEE HIM....**

Albie says:

If I jumped in the pool, do you think I'd sink or swim?

Presenter says:

“Albie, listen one last time.

Kids response:

****EVEN WHEN WE CAN'T SEE HIM....**

...Jesus is always with us.

Presenter: (says to Albie): ***EVEN WHEN WE CAN'T SEE HIM....**

Albie's response: (Warms up his singing voice with "Mee, mee, mee, mee..." and sings in a silly dramatic opera-like voice)
****EVEN WHEN WE CAN'T SEE HIM....Jesus is always with us.**

Presenter says to Albie: Good job, Albie!

Albie can leave stage or join in the prayer and song.

Let's fold our hands and pray. Repeat after me.


**Dear God,
We love you.
Because of you,
Jesus is with us always.
Thank you, thank you, thank you.
In Jesus' name.
Amen.**

Song:

Let's sing our song of the week. (To the tune of *London Bridge*)

Capitalized letters indicate emphasis on that syllable when the rhyme is sung.

Goodbye boys and girls. Remember that God loves you and Jesus is always with you.



EVEN WHEN WE CAN'T SEE HIM... Jesus is with us.

