



Ages 4-5-K

Date: _____
Series: We Are God's Church
Spring Year 2, Lesson 52

Seven Chosen to Serve

Take Home Point: *WE ARE GOD'S CHURCH
...We take care of each other.

*Repeat this phrase throughout the lesson. The leader will say the first part of the phrase (CAPS). The children respond with the second part of the phrase (*italics*).

Bible Event: Acts 6:1-7

We will help children know:

- The Bible Event of Jesus' ascension into heaven.
- While we wait for Jesus to return, we will tell others about him.

We will help the children feel:




- Excited to learn that they can work for Jesus.
- Happy that God loves them.

We will help the children do:

- Interact with puppet presentation to introduce the Bible Event.
- Participate in the Bible event and Imagination Theater.
- Craft: Make a cross bookmark.
- Snack: Serve each other a smiley face snack.
- Game: Serve each other charades
- Teach Albie the Take Home Point: WE ARE GOD'S CHURCH...We take care of each other.
- Sing and Pray.

Kingdom Quest Year 2 - Lesson 52 - 1

THIS LESSON'S ROADMAP

DESTINATION	PAGE #	DISCOVERIES ON YOUR JOURNEY	SUPPLIES NEEDED
Large Group Opening 	3 4	Puppet Presentation Bible Event	<ul style="list-style-type: none"> Bubba puppet with washcloth around neck as an apron Bible Imagination Box containing: 3 head covering costumes; seven small bags with cereal or crackers (enough for each child to get one)
Small Group Application 	6 7 8 9	Activity 1: Craft Activity 2: Snack Activity 3: Game Prayer Time	<p><i>Activity 1: Craft</i></p> <ul style="list-style-type: none"> Appendix A, 1 per 3 children paper punch crayons or markers 8" piece of yarn or ribbon, 1 per child stickers optional <p><i>Activity 2: Snack</i></p> <ul style="list-style-type: none"> napkins cups water or juice saltines squirt cheese paper towels wet wipes or place to wash hands <p><i>Activity 3: Game</i></p> <ul style="list-style-type: none"> none
Large Group Wrap-up 	11 11	Singing (Optional) Lesson Review with Puppet Skit	<ul style="list-style-type: none"> your choice of music Albie puppet Example of craft Example of snack

Pre-Session Singing (10 minutes)

Purpose: *When all children are in one group singing, it is easy for children arriving later to join the group and immediately get involved.*

Large Group Opening (15 minutes)



Purpose: *The puppet demonstrates today's lesson. The children are introduced to the take home point and experience the Bible event.*

Puppet Presentation

Supplies: Bubba puppet, wearing an apron (washcloth tied around his neck)

Presenter: Boys and girls, let's call Bubba. (Children call "Bubba".)

Bubba: (Sighs and replies sadly:) Hi everyone.

Presenter: Bubba, what are you wearing and why do you sound so tired?

Bubba: It's my work apron. I wear it when I work. That is all I do---work, work, work!

Presenter: What do you have to do?

Bubba: (In a whiny voice) I have to clean my room, I have to feed the dog, and I have to set the table. I have a lot of jobs.

Presenter: You do have a lot of jobs to do. In today's Bible Event, seven men were happy to to be chosen to do a special job.

Bubba: What was the special job? Arresting bad guys?

Presenter: No.

Bubba: Fighting fires?

Presenter: No.

Bubba: Fixing cars?

Presenter: No, Bubba. The special job they were chosen to do was giving food to widows.

Bubba: Widow, what is a widow?

Presenter: A widow is a woman whose husband died and there is no one to take care of her. Not just anyone could serve food to the widows.

Bubba: I'm confused. Why couldn't just anyone do that job. Even I can serve food.

Presenter: It is an important job in the church to show Jesus' love by taking care of God's family. Seven special men were chosen to do. They had to be men who were filled with the love of Jesus.

Bubba: I am filled with the love of Jesus. I will try to be happy about doing my work.

Presenter: That's good Bubba. Now let's practice the take home point. I'll say the first part and you say the second part.

Bubba: OK

Presenter: *We Are God's Church... now you say, *We take care of each other..." Do you think you can teach the boys and girls?

Bubba: Sure.

Presenter: Ok everybody, *We are God's Church...

Bubba: (and everyone): We take care of each other.

Presenter: Wonderful. Say "goodbye" Bubba.

Bubba: Bye everyone!

Bible Event: Imagination Theater

Imagination Theater is an audience participation drama in which the Bible Event is told using children as actors. Have props in an Imagination Box. Distribute props to volunteer actors as they are called forward.

Supplies: Bible, Imagination Box containing three head covering costumes; seven small bags of crackers or cereal

***CAUTION: Be aware of food allergies children may have, before you give them anything to eat.
--

Presenter holds the Bible.

Today our Bible Event is taken from a book of the Bible called Acts. Let's put on our pretend imagination hats.

In this Bible event, the church gives food to women, called widows, whose husbands had died. The widows were very poor and did not have enough money to buy food. Let's act out what happened.

The Greek Christians did not think their widows were being treated fairly. They thought that the Jewish Christian widows were getting more food. They began to mumble and grumble. Let me hear everyone mumble and grumble.

I need three boys to come up on stage with me and put on these head coverings. (Take them from the Imagination Box. If you do not have head coverings, tell the children to pretend. Give them each a small bag of the crackers. Tell the actors to give one cracker to 2 or 3 girls in the audience then return to the stage.)

Raise your hand if you received a cracker. Do you think it is fair that everyone did not get a cracker? That is exactly what happened to the widows.

The disciples were so busy spreading the news of Jesus to other, they needed other people to handle this problem. They chose seven men who loved Jesus and were wise. They were told to take care of the widows in a fair manner.

Have seven boys come onto the stage. If you do not have enough boys, girls can pretend to be boys.

The seven men were (point to each of the seven children as you say the names):

- **Stephen**
- **Philip**
- **Procorus**
- **Nicanor**
- **Timon**
- **Parmenas**
- **Nicholas**

The disciples laid their hands on the men and prayed for them. They asked God to bless their service to the widows. The men began serving Jesus by helping the widows who needed food.

Give each of the seven a bag of crackers and have them distribute one to each of the children (boys and girls) in the audience. After each child has a cracker, pull the seven back on stage and finish the Bible Event by saying:

The men served Jesus with joy by serving others. Jesus serves us by giving us people to take care of us and by giving us the things we need. In the same way, we can serve and take care of each other because we are all children in God's family.

Let's practice the take home point together. I will say the first part and you repeat the last part. ***WE ARE GOD'S CHURCH—We take care of each other.**

Let's fold our hands and pray. Repeat after me.

Dear God,
We love you.
Help us
Take care of each other
Thank you, thank you, thank you.
In Jesus' name.
Amen.

Song:

Let's sing our song of the week. (To the tune of *London Bridge*)
Capitalized letters indicate emphasis on that syllable when the rhyme is sung.

WE take CARE of EACH oth-ER.
EACH oth-ER. EACH oth-ER.
WE take CARE of EACH oth-ER.
THAT'S what GOD wants.

Small Group Application (30 minutes)



Purpose: Children will break into small groups. Smaller groups enable children to develop closer relationships with adults and peers in the church. In your small groups you will reinforce the take home point with a fun hands-on activity and discuss the Bible event. Review questions help kids apply the take home point to their daily lives.

Activity 1: Craft “Cross Bookmark”

Supplies: Copies of Appendix A, 1 per every 3 children; paper punch, 8” piece of ribbon or yarn, markers or crayons, stickers optional

Before class, cut out crosses and punch a hole in the top center of the cross.

Today we are going to decorate a bookmark. You can give it to someone who is sick or needs to remember that God loves them. First you can write your name on the back. Now you can decorate it with the markers (and/or stickers). Next we will tie the piece of yarn in the hole. After you take it home, serve someone by giving it to them.

Review the Bible Event.

Why were the seven men chosen? (*To serve the widows food fairly.*)

Let’s practice the take home point. ***WE ARE GOD’S CHURCH—We take care of each other.**

Let’s fold our hands and pray. Repeat after me.

Dear God,
We love you.
Help us
Take care of each other
Thank you, thank you, thank you.
In Jesus’ name.
Amen.

Song:

Let’s sing our song of the week. (To the tune of *London Bridge*)
Capitalized letters indicate emphasis on that syllable when the rhyme is sung.

WE take CARE of EACH oth-ER.
EACH oth-ER. EACH oth-ER.
WE take CARE of EACH oth-ER.
THAT’S what GOD wants.

Activity 2: Snack “Service With a Smile”

Supplies: saltines, squirt cheese, napkins, cups, water or juice, paper towels, wet wipes or a place to wash hands

*****CAUTION: Be aware of food allergies children may have, before you give them anything to eat.**

Today for snack, we are all going to practice serving each other. Before we eat our snack, let’s fold our hands and pray. Repeat after me.

Dear God,
We love you.
Help us
Take care of each other
Thank you, thank you, thank you.
In Jesus’ name.
Amen.

Boys and girls, each of you will get a turn to serve each other in some way. Remember to be happy and smile.

Here are different jobs the children can help do: (large classes can have more than one child doing each job)

1. Pass out napkins.
2. Pass out one cracker to each child. (Have children wash hands or use wet wipes)
3. Squeeze a smiley face on the cracker.
4. Pass out cups.
5. Pour water or juice (expect spills)
6. Clear the table.
7. Wipe table with paper towels

Review the Bible event.

How were the 7 men that were chosen different from everyone else? *(They were wise and filled with God's spirit.)*

Let’s practice the take home point. *WE ARE GOD’S CHURCH—We take care of each other.

Song:

Let’s sing our song of the week. (To the tune of *London Bridge*)
Capitalized letters indicate emphasis on that syllable when the rhyme is sung.

**WE take CARE of EACH oth-ER.
EACH oth-ER. EACH oth-ER.
WE take CARE of EACH oth-ER.
THAT’S what GOD wants.**

Activity 3: Game “Take Care of Each Other Charades”

Supplies: none

Today we are going to play a game of charades. I will say something I want you to act out. We will get in pairs and each of you will do each action for the other.

Suggestions of ways children can take care of each other (add your own ways to help):

1. Help someone if they fall down.
2. Share a toy.
3. Toss a ball to a friend.
4. Ask a new child in your class to play with you.
5. Unwrap a candy bar and give a piece to a friend.
6. Help your friend walk your neighbor's dog.
7. Give a drink of water to a thirsty person.
8. Push someone on a swing.
9. Invite someone to come to church with you.
10. Put money in the offering.

Review the Bible event.

Why is it important for Christians to serve other Christians? Let children give their answers (may include it shows love for Jesus; we are all part of God's family and families care for one another.)

Let's practice the take home point. *WE ARE GOD'S CHURCH—We take care of each other.

Let's fold our hands and pray. Repeat after me.

Dear God,
We love you.
Help us
Take care of each other
Thank you, thank you, thank you.
In Jesus' name.
Amen.

Song:

Let's sing our song of the week. (To the tune of *London Bridge*)
Capitalized letters indicate emphasis on that syllable when the rhyme is sung.

**WE take CARE of EACH oth-ER.
EACH oth-ER. EACH oth-ER.
WE take CARE of EACH oth-ER.
THAT'S what GOD wants.**

Prayer Time:

What are some ways we can serve God's family today? (*Childrens' answers may include: share toys; help our moms; visit lonely people; make a card for someone; be nice to our brothers and sisters, etc.*)

Ask children for prayer requests and pray as a group for child's request.

Let's practice the take home point. *WE ARE GOD'S CHURCH—We take care of each other.

Let's fold our hands and pray. Repeat after me.

Dear God,
We love you.
Help us
Take care of each other
Thank you, thank you, thank you.
In Jesus' name.
Amen.

Song:

Let's sing our song of the week. (To the tune of *London Bridge*)
Capitalized letters indicate emphasis on that syllable when the rhyme is sung.

**WE take CARE of EACH oth-ER.
EACH oth-ER. EACH oth-ER.
WE take CARE of EACH oth-ER.
THAT'S what GOD wants.**

Safety and Security: Safety and security procedures are important for each church to carefully define and implement according to their unique needs. The security, safety, illness and accident procedures described in this curriculum are provided for example purposes only and may not be appropriate, applicable or adequate for every situation. Each church is responsible for determining whether any security, safety, illness and accident procedures contained in the curriculum are appropriate, applicable or adequate for its unique situation. The activities described in this curriculum require adult supervision and may not be suitable for each child and each situation. Each church is responsible for ensuring that adequate adult supervision is provided for all activities and for determining whether an activity is appropriate for each child and each situation. Kids Kount Publishing disclaims all liability for the implementation of any procedures or the performance of any activities described in this curriculum.

Large Group Wrap-Up (10 minutes)



Purpose: The crazy bird puppet, Albie, struggles with learning the take home point. We try to teach him the take home point, but each time he confuses words or concepts. After three attempts, he finally gets it right.

Singing: (Optional, two or three songs, as time allows)

Supplies: Albie the puppet, sample of today's craft and snack.

Lesson Review with Puppet Skit

Presenter shows Albie an example of each of the Activities done in small group. Then the kids attempt to teach Albie the take home point.

Presenter: We want to welcome all our guests today and thank them for coming.

(If you give guests a gift for coming, do it now.)

Presenter: Albie, look at the craft the children made today. It is a cross bookmark. The children are going to teach you our take home point. Listen carefully.



Presenter: (says to kids):

Kids say:

Presenter: (says to Albie):

Albie says:

"We are God's Church..."

"...We take care of each other."

"We are God's Church..."

"We tickle each other!"

Presenter:

Albie, look at the snack we ate. It looks like a smiley face. Now listen carefully to the take home point.

Presenter: (says to kids):

Kids say:

Presenter: (says to Albie):

Albie says:

"We are God's Church..."

"...We take care of each other."

"We are God's Church..."

"We eat pickles on our cereal!"

Presenter:

Albie, today we played a game of charades. Now, please listen closely to the take home point.

Presenter: (says to kids):

Kids say:

Presenter: (says to Albie):

Albie says:

"We are God's Church..."

"...We take care of each other."

"We are God's Church..."

"We take care of ostriches!"

Presenter says:

Albie, listen one last time.

"We are God's Church..."

Kids response: "...We take care of each other."

Presenter: (says to Albie): **"We are God's Church..."**

Albie's response: (Warms up his singing voice with "Mee, mee, mee, mee..." and sings in a silly dramatic opera-like voice)
"We are God's Church...We take care of each other!"

Presenter says to Albie: **Good job, Albie!**

Albie can leave stage or join in the prayer and song.

Let's fold our hands and pray. Repeat after me.

Dear God,
We love you.
Help us
Take care of each other
Thank you, thank you, thank you.
In Jesus' name.
Amen.

Song:

Let's sing our song of the week. (To the tune of *London Bridge*)
Capitalized letters indicate emphasis on that syllable when the rhyme is sung.

WE take CARE of EACH oth-ER.
EACH oth-ER. EACH oth-ER.
WE take CARE of EACH oth-ER.
THAT'S what GOD wants.

Goodbye boys and girls. Remember that God loves you and he wants us to take care of each other.

