



SUPPLY LIST

Summer - Year 2

Lessons 1-14

Stewardship Note: Kids Kount Publishing recommends using a wide variety of resources with our lessons. This supply list is a guide. Our curriculum is meant to be adaptable, and this includes your selection of supplies. Feel free to substitute videos and crafts similar to the ones suggested. Check for items you may have on hand and adapt as needed. You may be able to use videos from your city library, video rental store, and members of your congregation or other churches.

If you are comfortable ordering over the Internet, new and used sources are available for videos and supplies at various prices.

Your ideas are a major resource in making this curriculum work for your children's ministry. You can help others by emailing your suggestions to info@kidskountpublishing.com.

Each lesson has a “**God Talk At Home**” sheet, one per child (We suggest you copy the coloring sheet on the back of the **God Talk At Home**.)

Lesson 1

Large Group Opening

Puppet Presentation:

- Bubba puppet
- Bible

Bible Event:

- Mystery Box containing:
- Bible
- sandals
- basin
- pitcher of water
- towel

Small Group Application

Activity 1: Craft

- card stock or white construction paper
- blue water color or watered down blue tempera paint in containers
- paintbrushes
- crayons
- preprinted label “Jesus washed the disciples' feet.”

Activity 2: Snack

- napkins, cups, water or juice
- two different foods for snack
- tray
- hand wipes or ability to wash hands in sink

Activity 3: Game

- hula hoop or masking tape

Large Group Wrap-up

- optional music for the lesson
- Albie Puppet

Lesson 2

Large Group Opening

Puppet Presentation:

- Judy puppet holding a small blanket
- Bible

Bible Event:

- robes and headpieces for Hannah, Eli and Samuel
- Bible
- small table for altar
- microphone if needed
- baby doll wrapped in a blanket

Small Group Application

Activity 1: Craft

- copy of Appendix A on white paper, one per child
- crayons or markers
- stickers
- one envelope per child
- offering basket

Activity 2: Snack

- napkins, cups, water or juice
- Life cereal
- bowl

Activity 3: Game

- hula hoop (two if the group is large)
- giant dice (square box with a number 1-6 on each side) or regular size dice
- paper plates or half sheet of paper with one of the numbers 1-6 on each (use numbers more than once) so there is enough for all children, minus one.

Large Group Wrap-up

- optional music for the lesson
- Albie Puppet

Lesson 3

Large Group Opening

Puppet Presentation:

- Bubba puppet wearing earmuffs or earbuds
- Bible

Bible Event:

- Presenter dressed in Biblical clothing
- Bible
- Man off stage with microphone or megaphone

Small Group Application

Activity 1: Craft

- Copy of Appendix A (ears), one page per child copied on card stock
- one headband per child (23" x 21" card stock strip---may have to tape pieces together)
- safety scissors
- tape
- crayons
- *stickers (Avery 5160) with the Take Home Point printed on them*

Activity 2: Snack

- napkins, cups, water or juice
- your choice of a crunchy food (crackers, carrots, cereal, etc.)

Activity 3: Game

- none

Large Group Wrap-up

- optional music for the lesson
- Albie Puppet

Lesson 4

Large Group Opening

Puppet Presentation:

- Judy puppet holding a fishing pole

Bible Event:

- A bag containing: a baseball and glove, a hammer and story book
- A bag containing: a paper heart, a cross and a Bible

Small Group Application

Activity 1: Craft

- one copy of the Appendix per child
- pencils
- 11 x 17-inch construction paper, one per child
- glue sticks
- finger paint
- medium-sized paint brushes
- wet wipes

Activity 2: Snack

- napkins, cups, water or juice
- Your choice of celebration food (individual ice cream sundaes, cake, trail mix, etc.)

Activity 3:

- none needed

Large Group Wrap-up

- optional music for the lesson
- Albie Puppet

Lesson 5

Large Group Opening

Puppet Presentation:

- Bubba puppet wearing a whistle around his neck
- Bible

Bible Event:

- Bible with script inserted
- if possible, ten children dressed in Bible costumes; three are necessary.
- Ram horn. (cardboard is fine)
- microphone, if needed

Small Group Application

Activity 1: Craft

- copies of Appendix A, one per child
- scissors (safety scissors if children are cutting out)
- tape
- crayons or markers
- label printed with take home point

Activity 2: Snack

- napkins, cups, water or juice
- tortillas cut into quarters
- canned squirt cheese

Activity 3: Game

- two buckets
- 4 balls
- 4 hula hoops
- timer or stopwatch
- three pieces of paper
- pen

Large Group Wrap-up

- optional music for the lesson
- Albie Puppet

Lesson 6

Large Group Opening:

Puppet Presentation:

- Judy puppet wearing a police badge
- Bible
- slingshot: square of medium weight fabric and two 3 foot chords attached to opposite sides of fabric
- ping pong ball

Bible Event:

- large man dressed as Goliath

- child dressed as David with slingshot from puppet presentation
- child dressed as king Saul w/crown
- 3 children to be soldiers
- microphone, if needed
- Optional: chest protector, shield and sword

Small Group Application

Activity 1: Craft

- one copy of Appendix A per child
- one paper plate per child, cut in half
- stapler or wide tape
- labels that say, "Little kids can do big things"
- paper punch
- piece of yarn 24" long for each child
- crayons or markers
- safety scissors
- Optional: stickers

Activity 2: Snack

- napkins, cups, water or juice
- 1/2 piece of bread per child
- zip lock bag with a cinnamon/sugar mixture
- spoon to remove 'stones' from bag
- wet wipes optional

Activity 3: Game

- three large buckets
- three copies of Appendix A, cut apart; one for each bucket
- 15 balls, 3" in diameter, made from wadding up newspaper and taping it with masking tape
- masking tape

Large Group Wrap-up

- optional music for the lesson
- Albie Puppet

Lesson 7

Large Group Opening

Puppet Presentation:

- Bubba puppet wearing a black headband
- Bible

Bible Event:

- two shields (toy or cardboard)
- ram's horn, trumpet or a kazoo
- ark of covenant (box spray painted gold and attached to 2 dowel rods)
- Bible costume for Joshua

Small Group Application

Activity 1: Craft

- waxed paper cut into 4" squares
- toilet paper tube for each child
- rubber band for each child

- label with Take Home Point
- glue
- markers
- tissue paper squares
- stickers
- ribbons

Activity 2: Snack

- napkins, cups, water or juice
- Bugles or celery or bananas

Activity 3: Game

- seven blocks

Large Group Wrap-up

- optional music for the lesson
- Albie Puppet

Lesson 8

Large Group Opening

Puppet Presentation:

- Judy puppet holding two small toys
- Bible

Bible Event:

- copy of the echo pantomime, "The Day the Sun Stood Still"

Hint: To keep your hands free during the Bible event you may want to put the echo pantomime on an overhead or power point.

Small Group Application

Activity 1: Craft

- One small paper plate per child
- safety scissors
- yellow markers or yellow tissue paper and glue or yellow paint and paintbrushes
- sticker with Take Home Point

Activity 2: Snack

- napkins, cups, water or juice
- *Your choice of:*

Option 1: Squirt canned cheese onto a round cracker;

Option 2: Open up a round cheese sandwich cracker to reveal the sunshine inside;

Option 3: Spread yellow frosting on a sugar cookie;

Option 4: half of a canned peach upside down on a plate, include spoons;

Option 5: raisins to remind children that the sun changes grapes into raisins

Activity 3: Game

- 14 balls, 3" in diameter, made from wading up newspaper and taping it with masking tape (from lesson #6) Option: 14 ping pong balls

Large Group Wrap-up

- optional music for the lesson
- Albie Puppet

Lesson 9

Large Group Opening

Puppet Presentation:

- Bubba puppet with bandage on hand
- Bible

Bible Event:

- TV
- VCR
- video, *The Animated Stories from the Bible: Elisha* (Nest Family Entertainment, 1994)—order from www.nestfamily.com Link to Children's Bible Stories in the left margin. Type in "Elisha" in the search box. Follow instructions for ordering.

Small Group Application

Activity 1: Craft

- six-inch square of fabric for each child; cut a V-shape out of one side of the fabric to give it a greater appearance of being a coat.
- craft supplies to decorate the fabric: markers, paint, etc.
- label with take home point printed on it

Activity 2: Snack

- napkins, cups, water or juice
- half of a Twinkie or banana for each child
- one stick pretzel for each child
- red or orange frosting in small cup

Activity 3: Game

- piece of fabric from craft
- alternative game: three medium sized bowls

Large Group Wrap-up

- optional music for the lesson
- Albie Puppet

Lesson 10

Large Group Opening

Puppet Presentation:

- Judy puppet wearing a dirty shirt or dress (doll clothes should work) splattered with mud
- Bible

Bible Event:

- man dressed as a soldier with a shield and sword and white sticker dots on his face and hands
- girl dressed as a servant
- microphone, if needed

Small Group Application

Activity 1: Craft

- Appendix A, 1 per child
- paper cups or squat cups
- one long straw per child
- blue bubble solution:

- Option 1: Combine 2 cups of Joy dishwashing soap, 6 cups of water and blue food coloring; let settle 4 hours
- Option 2: color a commercial bubble solution with blue food coloring
- newspaper to protect tables

Activity 2: Snack

- napkins, cups, water or juice, squat cups for dip or milk
- Your choice of:
 - Option 1: Keebler Elf cookies and milk
 - Option 2: celery and/or carrot sticks and dip
 - Option 3: apple slices and caramel dip

Activity 3: Game

- masking tape
- bowl of water
- *box of facial tissues*

Large Group Wrap-up

- optional music for the lesson
- Albie Puppet

Lesson 11

Large Group Opening

Puppet Presentation:

- Bubba puppet holding a wilted dandelion
- Bible

Bible Event:

- three-foot cross - two-sticks or boards wired together
- large pot of soil to hold cross
- real or artificial vine
(place one end in soil in pot, wrap upward around main trunk of cross and out around both limbs)
- two clusters of real or artificial grapes
(wire or hot glue grapes on each arm of the cross)
- small, dead branch, if possible with shriveled leaves attached

Small Group Application

Activity 1: Craft

- piece of white paper for each child
- purple ink pad or purple markers
- leaf stamp and green ink pad or green markers
- Label printed with: Jesus is the vine, I am the branches.

Activity 2: Snack

- napkins, cups, water or juice
- fruit of your choice

Activity 3: Game

- 6-8 foot piece of yarn or rope

Large Group Wrap-up

- optional music for the lesson
- Albie Puppet

Lesson 12

Large Group Opening

Puppet Presentation:

- Judy puppet with a bandage around her arm
- Bible

Bible Event:

- Bible
- *copy of Bible Event script*

Small Group Application

Activity 1: Craft

- Appendix A and B copied back to back on card stock, 1 per four kids
- one sandwich-sized zipper bag per child
- markers
- Per child: one or two new crayons,
- two pieces of candy,
- one or two stickers (or items of your choice)
- label with Take Home Point
- *Optional:* craft items to decorate bag

Activity 2: Snack

- napkins, cups, water or juice
- Option 1: individual pudding cups or large can of pudding
- small bowls or cups
- spoons
- sprinkles
- Option 2: healthy trail mix of your choice in individual snack bags

Activity 3: Game

- masking tape
- strips of cloths or scarves to tie around ankles for three-legged race

Large Group Wrap-up

- optional music for the lesson
- Albie Puppet

Lesson 13

Large Group Opening

Puppet Presentation:

- Bubba puppet
- baseball cap
- toy car
- small ball
- baseball card
- Bible

Bible Event:

- Bible
- child-sized Jesus costume w/crown
- cup
- loaf of bread
- picture of a house
- jacket

- thermometer
- toy handcuffs

Small Group Application

Activity 1: Craft

- piece of card stock for each child
- three colors of tempera paint
- plastic spoon
- label that says: We spread Jesus' love.

Activity 2: Snack

- napkins, cups, water or juice
- two snack items of your choice, one sweet and one salty, mixed together
- spoon

Activity 3: Game

- two pieces of red and green paper
- masking tape

Large Group Wrap-up

- optional music for the lesson
- Albie Puppet

Lesson 14

Large Group Opening

Puppet Presentation:

- Bubba puppet holding toy hammer
- Bible

Bible Event:

- Mystery Box containing:
- copy of Appendix A, cut apart (option: toys: ant, beaver, grasshopper and lizard)

Small Group Application

Activity 1: Craft

- Appendix A copied on cardstock, one per child
- markers or crayons
- paper punch for shepherd
- glue
- safety scissors
- 24" piece of 2" wide ribbon or crepe paper streamers
- 12" piece of string or yarn

Activity 2: Snack

- napkins, cups, water or juice
- straight pretzels or celery
- cream cheese or cheese spread
- chocolate chips or raisins
- plastic knives or craft sticks

Activity 3: Game

- three foot dowel or broom stick
- two chairs
- label: I can do big things for God.
- hula hoop
- small toy

- Pringles or tennis ball container
- ping-pong ball

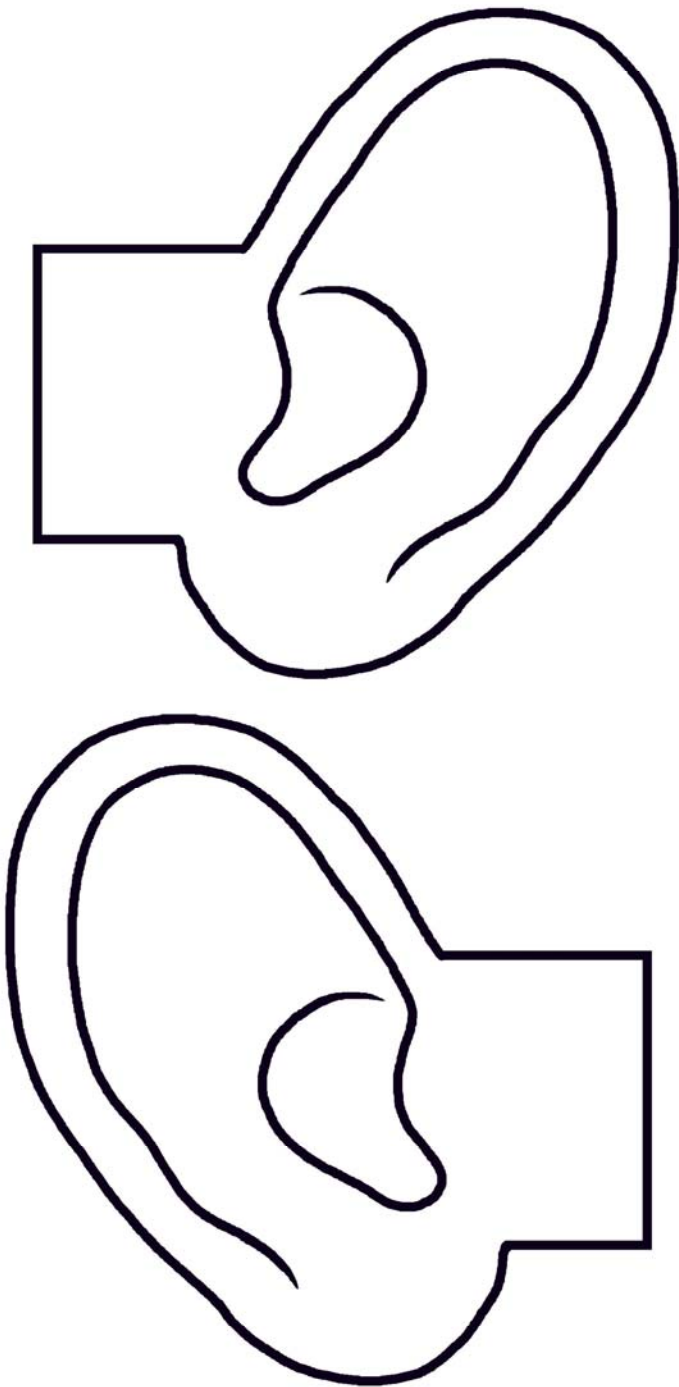
Large Group Wrap-up


- optional music for the lesson
- Albie Puppet


Safety and Security: Safety and security procedures are important for each church to carefully define and implement according to their unique needs. The security, safety, illness and accident procedures described in this curriculum are provided for example purposes only and may not be appropriate, applicable or adequate for every situation. Each church is responsible for determining whether any security, safety, illness and accident procedures contained in the curriculum are appropriate, applicable or adequate for its unique situation. The activities described in this curriculum require adult supervision and may not be suitable for each child and each situation. Each church is responsible for ensuring that adequate adult supervision is provided for all activities and for determining whether an activity is appropriate for each child and each situation. Kids Kount Publishing disclaims all liability for the implementation of any procedures or the performance of any activities described in this curriculum.

I GIVE MY LIFE To JESUS!

NAME: _____





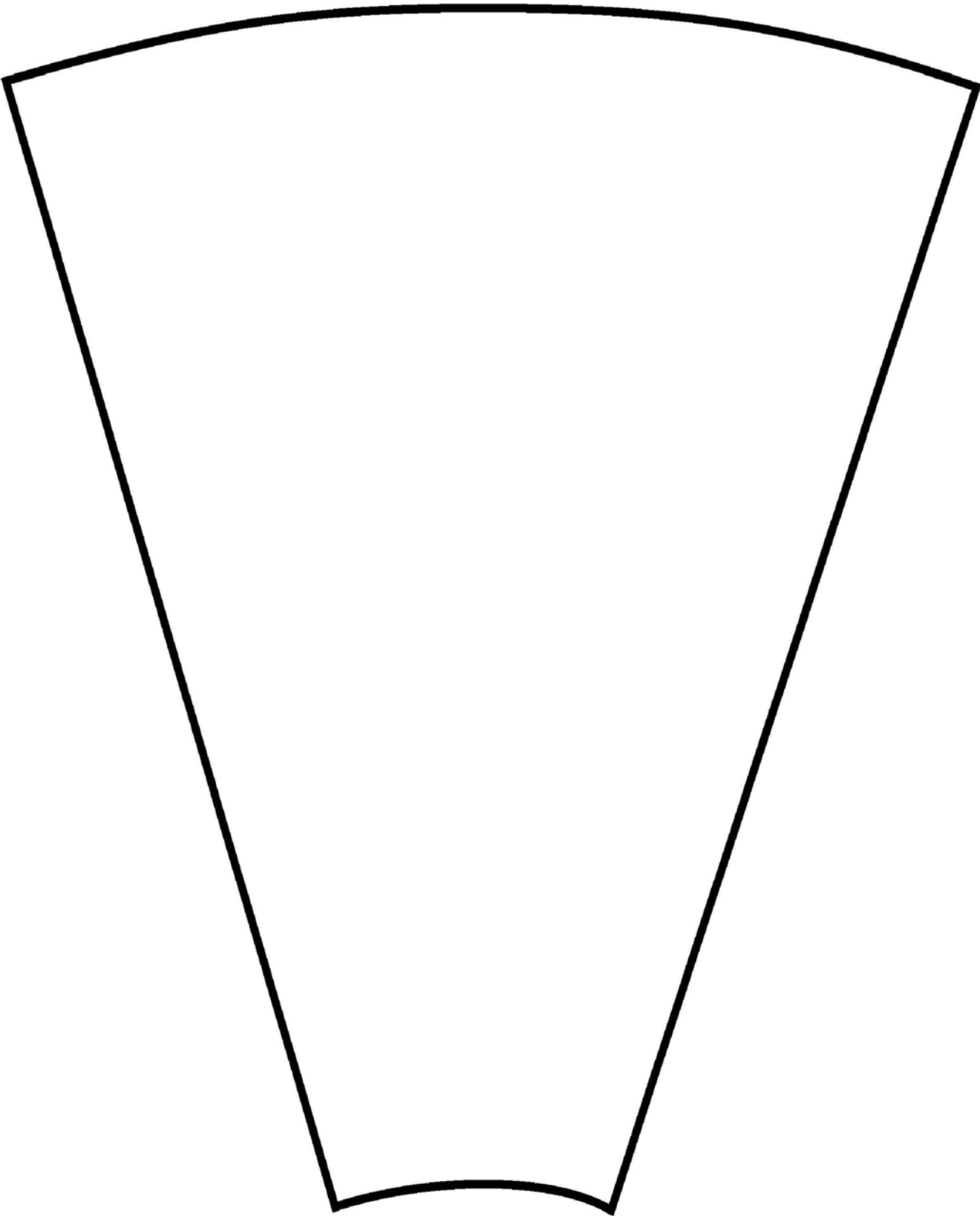


The Gift of a Father's Love

*On this Father's Day
I remember your love
A precious gift from above
And I am thankful God blessed me with you.*

*As we walk through each day
Hand-in-hand, side-by-side
In God's love we abide.
I am thankful God touched me through you.*

I love you Dad!





Help A Friend



Tell Others About Jesus




Pray For Someone Who Is Sick



Pray For Someone Who Is Poor



***Pray For Someone Who
Doesn't Know Jesus***



God is Awesome... God washes me clean.

You Are Invited To: _____

Where: _____

When: _____



Come meet your friend Jesus!

You Are Invited To: _____

Where: _____

When: _____



Come meet your friend Jesus!

You Are Invited To: _____

Where: _____

When: _____



Come meet your friend Jesus!




You Are Invited To: _____


Where: _____

When: _____



Come meet your friend Jesus!






Ants are small, yet store
up food. Children are small,
Yet humble.



Grasshoppers go places in
groups. Children go to
share God's word.



Beavers know how to build
houses. Children know they
need Jesus.



Lizards can get into king's
palaces. Children can get
into heaven because
they love Jesus.