



**Date:** \_\_\_\_\_  
**Series:** Daniel  
Summer Year 1, Lesson 13

# God Saves Daniel from the Lions

**Take Home Point:** \*God rescues me.

\*Repeat this phrase throughout the lesson. Leaders say the phrase and the children repeat it.

**Bible Event:** Daniel 6:13-28

**We will help children know:**

- God rescued Daniel from the lions.
- Daniel knew God would take care of him.
- God takes care of us.




**We will help children feel:**

- Amazed at the things God can do.
- Happy that God loves us so much.

**We will help children do:**

- Watch a puppet presentation that introduces the Bible Event.
- Participate in acting out the Bible Event.
- Eat a snack of animal crackers.
- Make a lion mask.
- Play a game called *Rescue Daniel*.
- Take home a copy of *God Talk at Home* to reinforce the learning of today's  
Take Home Point: \***God rescues me.**

# THIS LESSON'S ROADMAP

DESTINATION	PAGE #	DISCOVERIES ON YOUR JOURNEY	SUPPLIES NEEDED
<b>Warm-Up</b> (10 minutes)	3	Transition Time	<ul style="list-style-type: none"> <li>• your choice of toys</li> </ul>
<b>Large Group Opening</b> (5-10 minutes) 	3	Puppet Presentation	<ul style="list-style-type: none"> <li>• Bubba puppet</li> <li>• hand towel tied around Bubba to look like a super-hero cape</li> </ul>
<b>Small Group Application</b> (10 minutes—each activity) 	6  9  9  10	Activity 1: Bible Event  Activity 2: Snack  Activity 3: Craft  Activity 4: Game	<i>Activity 1: Bible Event</i> <ul style="list-style-type: none"> <li>• children's picture Bible</li> </ul> <i>Activity 2: Snack</i> <ul style="list-style-type: none"> <li>• animal crackers</li> <li>• napkins, cups and water</li> </ul> <i>Activity 3: Craft</i> <ul style="list-style-type: none"> <li>• copies of Appendix A on cardstock, ½ sheet per child</li> <li>• craft sticks</li> <li>• tape</li> <li>• crayons or washable markers</li> <li>• stickers that say <i>God rescues me.</i></li> <li>• brown, yellow or orange yarn cut into two-inch pieces</li> <li>• glue</li> </ul> <i>Activity 4: Game</i> <ul style="list-style-type: none"> <li>• Appendix B copied on cardstock and cut apart</li> <li>• Small cardboard box (shoebox) with hole cut in top or side</li> </ul>
<b>Large Group Wrap-Up</b> (5-10 minutes) 	12	Review the Take Home Point  Pray  Sing	<ul style="list-style-type: none"> <li>• your choice of music</li> <li>• craft example from Activity 3</li> </ul>

## **Warm-Up** (Prior to class and first 10 minutes of the session.)

*Young children this age need a time to get acquainted with the new surroundings as they enter the classroom. Provide a variety of calm activities and toys, such as blocks, play centers and simple puzzles. These activities create an environment that helps young children let go of Mom and Dad. If necessary, Mom and Dad may play with them for a few minutes and then leave.*

## **Large Group Opening** (5-10 minutes)



*Purpose: The opening puppet presentation will be an attention grabber that helps gather the children. This is not an extensive presentation but a quick overview introducing the Bible Event and the Take Home Point. Early childhood humor is also used. Bubba often says something silly about elephants. Judy says something silly about pink ponies. Let the children enjoy the "joke" but use it to call attention to the Bible Event.*

## **Puppet Presentation:**

### **Bubba to the Rescue**

*Supplies:*

- *Bubba puppet*
- *a hand towel tied around Bubba to look like a super-hero cape*

**Presenter:** Boys and girls, help me call Bubba.

Kids call for Bubba. **Bubba...Bubba...Bubba.**

**Bubba:** Bubba to the rescue.

**Presenter:** My goodness, Bubba. Look, you are wearing a cape. Who are you today?

**Bubba:** I'm a super-hero.

**Presenter:** You are? What do super-heroes do?

**Bubba:** They help people.

**Presenter:** They sure do. They help people in trouble. We call it rescuing people. Who did you rescue?

**Bubba:** I rescued my elephant.

**Presenter:** Really? How?

**Bubba:** He fell behind the couch. I found him and took him out.

**Presenter: Great rescue, Bubba. Did you rescue anyone else?**

Bubba: I rescued my sister, Judy, when she was pretending to be a princess.

**Presenter: What happened?**

Bubba: A dog was barking at her and I made the dog stop.

**Presenter: How?**

Bubba: The dog barked at me, instead.

**Presenter: You are so brave. Did you know that today we will discover that God rescued Daniel?**

Bubba: Were dogs barking at him?

**Presenter: No, lions were trying to eat him!**

Bubba: Really! Cool, what happened?

**Presenter: I will read the Bible Event from last week and we'll see how it ends. This is how God rescued Daniel from a den of lions. Remember, to rescue means that God helped Daniel when he was in very serious trouble.**

Read from a children's picture Bible about Daniel obeying God and continuing to pray. Continue reading through the time Daniel was in the lions' den, the king returning to find Daniel well, and proclaiming that all people should pray to the one true God.

**Presenter: So, Bubba, remember that *\*God rescues me*. God is so powerful that he stopped those lions from hurting Daniel. He rescued Daniel. God is so powerful he can rescue us, too. Best of all, God rescued us when he sent his Son Jesus to love us and be with us always.**

Bubba: God is a super-hero, isn't he?

**Presenter: He is much better than any super-hero. He not only rescues us, he is with us always. Let's practice the Take Home Point. I'll say it first and you repeat after me. *\*God rescues me. God rescues me*.**

**Bubba will you help me teach the kids a new song?**

Bubba: Sure, I love to sing.

**Song:** to the tune of *London Bridge*

*Capitalized letters indicate emphasis on that syllable when the rhyme is sung.*

**GOD** helps **ME**. He **RES**-cues **ME**,  
**RES**-cues **ME**, **RES**-cues **ME**.  
**GOD** helps **ME**. He **RES**-cues **ME**.  
**GOD HELPS ME-e**.

Let's fold our hands and say a prayer. Repeat after me.

Dear God, Dear God,  
We love you. We love you.  
You help us You help us  
And rescue us. And rescue us.  
Thank you, thank you, thank you. Thank you, thank you, thank you.  
In Jesus' name. In Jesus' name.  
Amen. Amen.

# Small Group Application (30-40 minutes)



**Purpose:** Young children learn best by repetition. Review the Bible Event and practice the Take Home Point as you rotate through the activities.

The shepherd to child ratio for two-year-olds should be one to five or fewer. Divide into groups of five with one shepherd or have a slightly larger group with two shepherds.

Groups rotate from activity to activity. Another option, especially for larger churches, is to provide a leader at each activity table with a shepherd leading a group of ten. The ratio will be maintained at one to five.

## Activity 1: Bible Event

Supplies: children's picture Bible

### Part One: Read the Bible Event

Read about God rescuing Daniel from the lion's den in a children's picture Bible. If you read the Bible Event during the puppet presentation, you may eliminate reading it now.

### Part Two: Act Out the Bible Event

Hold up a children's picture Bible.

**This is the Bible. It is God's word. Let's act out what it says in the Bible. When you see me do the actions, you do them too.**

Daniel kept praying.

- Daniel believed in God. He loved God. He prayed to God. Fold your hands and pretend to pray.
- Daniel prayed to God three times every day. Let's count to three. One...two...three.
- Daniel was a very smart man and he worked for the king. Some bad men did not like Daniel. They did not like seeing Daniel pray to God. The bad men told the king that he should make a rule that everyone should not pray to God, but pray to the king.

The King makes a new law.

- The king listened to the bad men. He made a rule that people should not pray to God but only pray to the king. If anyone prayed to God, they would be thrown into the lions' den. That was the place the lions were kept. The lions would hurt anyone thrown into their den. Let's pretend to be fierce lions. GROWL-L-L! Let me see your claws.

### Daniel prays to God.

- Daniel heard about the new rule that everyone should pray to the king. He knew it was wrong. Daniel went home and prayed to God. Fold your hands and pretend to pray.
- When the bad men saw this, they brought Daniel to the king. “You must throw him into the lions’ den,” they said. “He broke the rule.”
- The king really liked Daniel, so it made him very sad. The king and his men brought Daniel to the lions’ den. The lions were very hungry. They were growling and they sounded like they might hurt Daniel. Let me hear you growl.

### Daniel is thrown into the lions’ den.

- The king knew that Daniel loved and obeyed God. The king knew that Daniel needed God’s help. The king said, “May your God rescue you from the lions!” Let’s all say, “May God rescue you!” **May God rescue you.**
- Then the king’s men threw Daniel in the lions’ den and placed a large stone in front of the den so Daniel could not escape. Pretend to roll the stone in front of the den.

### God rescued Daniel.

- Inside the den, the hungry lions roared. The lions walked around Daniel, and licked their lips. Let’s walk around in a circle and pretend to be a lion. Lick your lips.
- But did they try to eat Daniel? Did they hurt Daniel? NO! God shut the lions’ mouths and he did not let them use their claws. God rescued Daniel from the lions.

### The king is surprised.

- The next day, the king and his men came to the lions’ den and looked inside. The king called out to Daniel, “Did God rescue you from the lions?” Daniel answered him, “Yes, the lions did not hurt me!” Daniel told the king that God sent an angel to shut the mouths of the lions! Everyone was surprised. Show me your surprised face.
- The king was so happy he shouted, “Hooray!” Let’s shout “hooray!” to show how happy we are.
- They lifted Daniel out of the lions’ den and no scratches were found on him. Daniel trusted God. God rescued Daniel.

The king punishes the bad men.

- The king talked to the bad men who wanted to hurt Daniel. The king showed the bad men that God rescued Daniel. Daniel's God must be the one true God. God rescues anyone who trusts in him. Then the king punished the bad men by throwing them into the lions' den. Let's roar like hungry lions.

We can pray to God.

- The king then took away the rule that said everyone must pray to the king instead of God. The king told everyone to pray to God. Let's fold our hands and pretend to pray.
- Daniel served the king for many years and he always prayed to God.
- Today we can pray to God anytime. We may not have lions attack us, but sometimes we need to be rescued. Whenever you need God's help or are scared, pray to God. God will help us. God will rescue us. God rescued all people by giving us his Son Jesus.
- Let's practice the Take Home Point. I'll say it first and you repeat after me: \*God rescues me. God rescues me.

### **Part Three: Pray, Sing and Review the Take Home Point**

**Prayer:**

Let's fold our hands and say a prayer. Repeat after me.

Dear God, Dear God,  
We love you. We love you.  
You help us You help us  
And rescue us. And rescue us.  
Thank you, thank you, thank you. Thank you, thank you, thank you.  
In Jesus' name. In Jesus' name.  
Amen. Amen.

**Song:** to the tune of *London Bridge*

*Capitalized letters indicate emphasis on that syllable when the rhyme is sung.*

GOD helps ME. He RES-cues ME,  
RES-cues ME, RES-cues ME.  
GOD helps ME. He RES-cues ME.  
GOD HELPS ME-e.



## Take Home Point:

Let's practice the Take Home Point. I'll say it first and you repeat after me: \*God rescues me. God rescues me.

## Activity 2: Snack

Supplies: animal crackers, napkins, cups and water

BE AWARE OF ANY FOOD ALLERGIES BEFORE YOU GIVE THE CHILDREN ANY FOOD TO EAT.

Boys and girls, today we heard how God rescued Daniel from the lions. Today we are going to eat some lions and other animals. Before we eat our snack, let's fold our hands and say a prayer.

Dear God, Dear God,  
We love you. We love you.  
You help us. You help us.  
And rescue us And rescue us  
Thank you, thank you, thank you. Thank you, thank you, thank you.  
In Jesus' name. In Jesus' name.  
Amen. Amen.

Pass out a napkin, cup of water and a few animal crackers to each child.

Look at your animal crackers and see if someone can find a lion. Let me hear everyone roar like a lion. Wow, that's scary. Do you think that Daniel was scared when he saw the lions? No, he was not because he knew that God would rescue him. Go ahead and eat your snack now. Remember to say *please* if you want more.

Let's practice the Take Home Point. I'll say it first and you repeat after me. \*God rescues me. God rescues me.

**Song:** to the tune of *London Bridge*

*Capitalized letters indicate emphasis on that syllable when the rhyme is sung.*

GOD helps ME. He RES-cues ME,  
RES-cues ME, RES-cues ME.  
GOD helps ME. He RES-cues ME.  
GOD HELPS ME-e.

## Activity 3: Craft

*Supplies:*

- copies of Appendix A on cardstock, ½ sheet per child
- craft sticks
- tape
- crayons or washable markers
- stickers that say: God rescues me. Option: permanent marker to write “God rescues me”
- 2” pieces of brown or yellow yarn
- glue

Cut the copied Appendix in half before class. Cut out the eyeholes. Tape a craft stick to the back of each lion. On the back of each lion, place a sticker with the Take Home Point across the top of the stick to help secure it to paper (or write “God Rescues Me” with a permanent marker and secure stick with tape).

**Boys and girls, today we have been learning how God rescued Daniel from hungry lions. We are going to make a lion mask to remind us that God rescues me. Pass out lion masks. Go ahead and color your lion, then we will glue on some lion hair (yarn). When you are done, we will roar like lions.**

**Let’s practice the Take Home Point. I’ll say it first and you repeat after me. \*God rescues me. God rescues me.**

**Song:** to the tune of *London Bridge*

*Capitalized letters indicate emphasis on that syllable when the rhyme is sung.*

**GOD helps ME. He RES-cues ME,  
RES-cues ME, RES-cues ME.  
GOD helps ME. He RES-cues ME.  
GOD HELPS ME-e.**

**Let’s pray now. Fold your hands and repeat after me:**

**Dear God, Dear God,  
We love you. We love you.  
You help us You help us  
And rescue us. And rescue us.  
Thank you, thank you, thank you. Thank you, thank you, thank you.  
In Jesus’ name. In Jesus’ name.  
Amen. Amen.**

## Activity 4: Learning Game

*Supplies: Appendix B with seven lions and one "Daniel," a lions' den made from a cardboard box (shoe box works well) with a hole cut in the side or top large enough for a child's hand.*

Before class, copy Appendix B on cardstock and cut apart into cards. Prepare your "lions' den," as well.

### Rescue Daniel:

The object of the game is for children to reach into the "lions' den" and rescue "Daniel." Have a child pull out one of the cards with his hand. Return the cards to the den.

**Today, kids, we are going to play the game "Rescue Daniel." You are going to put your hand in the "lions' den" and take out a card. If you see a picture of a lion, we must all roar and put out our claws. If you want to crawl and act like a lion on your knees, you may do that.**

**If you pull out the card that shows Daniel, then we will all stand up and put our hands above our head and say, "God rescues me. Yea!" If we get the Daniel card early in the game, after we say, "God rescues me. Yea," we will put it back in the lion's den and see who else can rescue "Daniel."**

Play the game for the allotted time and then finish with practicing the Take Home Point.

**Let's practice the Take Home Point. I'll say it first and you repeat after me. \*God rescues me. God rescues me.**

**Song:** to the tune of *London Bridge*

*Capitalized letters indicate emphasis on that syllable when the rhyme is sung.*

**GOD helps ME. He RES-cues ME,  
RES-cues ME, RES-cues ME.  
GOD helps ME. He RES-cues ME.  
GOD HELPS ME-e.**

**Let's pray now. Fold your hands and repeat after me:**

**Dear God, Dear God,  
We love you. We love you.  
You help us You help us  
And rescue us. And rescue us.  
Thank you, thank you, thank you. Thank you, thank you, thank you.  
In Jesus' name. In Jesus' name.  
Amen. Amen.**

# Large Group Wrap-Up (5-10 minutes)



## Lesson Review:

Presenter shows the craft and compliments the children for doing a wonderful job. He/she reviews the Take Home Point: **\*God rescues me.**

## Lesson Prayer:

Let's fold our hands and pray. Repeat after me.

Dear God, Dear God,  
We love you. We love you.  
You help us You help us  
And rescue us. And rescue us.  
Thank you, thank you, thank you. Thank you, thank you, thank you.  
In Jesus' name. In Jesus' name.  
Amen. Amen.

## Lesson Song:

**Song:** to the tune of *London Bridge*  
*Capitalized letters indicate emphasis on that syllable when the rhyme is sung.*

**GOD helps ME. He RES-cues ME,  
RES-cues ME, RES-cues ME.  
GOD helps ME. He RES-cues ME.  
GOD HELPS ME-e.**

*Lead them in three songs on a tape or CD until parents begin arriving. Let parents know that they are welcome to join in. Dismiss by handing out the God Talk at Home.*

**Safety and Security:** Safety and security procedures are important for each church to carefully define and implement according to their unique needs. The security, safety, illness and accident procedures described in this curriculum are provided for example purposes only and may not be appropriate, applicable or adequate for every situation. Each church is responsible for determining whether any security, safety, illness and accident procedures contained in the curriculum are appropriate, applicable or adequate for its unique situation. The activities described in this curriculum require adult supervision and may not be suitable for each child and each situation. Each church is responsible for ensuring that adequate adult supervision is provided for all activities and for determining whether an activity is appropriate for each child and each situation. Kids Kount Publishing disclaims all liability for the implementation of any procedures or the performance of any activities described in this curriculum.



