



Date: _____
Series: David
Summer, Year 2, Lesson 6

David the Shepherd

Take Home Point: *I can serve God.

*Repeat this phrase throughout the lesson. Leaders say the phrase and the children repeat it.

Bible Event: 1 Samuel 16:10-13 & Psalm 23

We will help children know:

- David served God by being a shepherd and later a king.
- God chooses us to serve him, no matter how small we are.
- We can serve God by praying.




We will help children feel:

- Special because, even though they are small, they can still serve God.
- Helpful in big and small ways.

We will help children do:

- Participate in acting out the Bible Event.
- Eat a snack like the sheep.
- Make a lamb's ears for craft.
- Play a learning game called *Am I Serving God?* and a movement game called *Follow the Sheep*.
- Take home a copy of *God Talk at Home* to reinforce learning today's Take Home Point: ***I can serve God.**

THIS LESSON'S ROADMAP

DESTINATION	PAGE #	DISCOVERIES ON YOUR JOURNEY	SUPPLIES NEEDED
Warm-Up (5-10 minutes)	3	Transition Time	<ul style="list-style-type: none"> toys of your choice
Large Group Opening (5-10 minutes) 	3 3 5	Sing (Optional) Puppet Presentation Bible Reading	<ul style="list-style-type: none"> songs of your choice Judy puppet Small firefighter hat or picture of one children's picture Bible
Small Group Application (10 minutes—each activity) 	6 8 9 10 11	Activity 1: Acting Out Bible Event Activity 2: Snack Activity 3: Craft Activity 4: Learning Game Movement Game	<i>Activity 1: Bible Event</i> <ul style="list-style-type: none"> children's picture Bible <i>Activity 2: Snack</i> <ul style="list-style-type: none"> napkins cups of water Frosted Mini Wheats <i>Activity 3: Craft</i> <ul style="list-style-type: none"> copies of Appendix A, 1 per 3 children tape scissors for teacher glue stick construction paper in 2" wide strips cotton balls crayons or markers sticker that says "I can serve God." (option: write it) <i>Activity 4: Games</i> <i>Learning Game</i> <ul style="list-style-type: none"> none <i>Movement Game</i> <ul style="list-style-type: none"> one hula hoop 8 foot rope three beanbags
Large Group Wrap-Up (5-10 minutes) 	12 12 13	Review Lesson and Take Home Point Pray Sing (Optional)	<ul style="list-style-type: none"> songs of your choice

Warm-Up (Prior to class and first 10 minutes of the session.)

Young children this age need a time to get acquainted with the new surroundings as they enter the classroom. Provide a variety of calm activities and toys, such as blocks, play centers and simple puzzles. These activities create an environment that helps young children let go of Mom and Dad. If necessary, Mom and Dad may play with them for a few minutes and then leave.

Large Group Opening (5-10 minutes)



Purpose: You may use singing as a large group activity and to gather attention. The opening puppet presentation is a quick overview introducing the Bible Event and Take Home Point. Early childhood humor is also used. Bubba often says something silly about elephants. Judy says something silly about pink ponies. Let the children enjoy the “joke” but use it to call attention to the Bible Event.

Singing: Use music of your choice.

Puppet Presentation

Supplies:

- Children's picture Bible
- Small firefighter's hat or one drawn on paper

Judy Is Big Enough To Serve God

Presenter: Boys and girls, let's call out Judy:

Kids call Judy: **Judy...Judy...Judy.** Judy comes out wearing a firefighter's hat or holding a picture of one.

Presenter: Oh, Judy, look what you've got—a firefighter's hat.

Judy: Yes, that's because my dad is a firefighter.

Presenter: Fantastic.

Judy: And I am a firefighter who rides a pink pony to the fires.

Presenter: You are?

Judy: Yes, but I wasn't yesterday.

Presenter: What do you mean?

Judy: When my dad went to work and I wanted to go along, but he said I couldn't.

Presenter: Why?

Judy: Because I'm not a real firefighter. I'm too little.

Presenter: Oh, Judy. How did that make you feel?

Judy: It made me sad. I don't like being too little. Little people like me can't do anything important.

Presenter: That's not true at all, Judy.

Judy: Well, I can't put out fires.

Presenter: No, you are not a real firefighter, but you can still help people.

Judy: I'm just a little kid. What could I ever do?

Presenter: Let's pretend, Judy. Imagine that the house of one of your friends burned in a fire. Even though the firefighters put out the fire, the house would be gone and all the toys burned up.

Judy: That's sad.

Presenter: But you could help.

Judy: How could I? I'm too little.

Presenter: No, you're not. You could give a hug. You could share your toys. You could pray for the family.

Judy: I guess I could help.

Presenter: Yes, you could. This reminds me of today's Bible Event.

Judy: Is it about a firefighter who rides a pink pony?

Presenter: No, Judy. It's about a boy named David who could not go off to war with his brothers because he was too little.

Judy: Oh, I know just how he feels.

Presenter: But God told him that he had something more important for him to do. God wanted David to care for some sheep and help protect them. Then, later, God would use him and make him a king.

Judy: Even though he was little?

Presenter: Right. He was patient and listened to God and served God. When David was older, he became king.

Presenter: See what I am holding? This is the Bible. It is God's word. Everything in the Bible is true. The Bible tells us how God chose David and gave him the special job of watching sheep. David listened to God and served God. Today you will find out other ways you can serve God, too.

Judy: I would like that.

Presenter: Let's practice the Take Home Point. I'll say it first and you repeat after me. *I can serve God. I can serve God.

Presenter: Judy, will you help us sing our song of the week?

Judy: Sure, I love to sing.

Song: to the tune of *Frère Jacques*
Capitalized letters indicate emphasis on that syllable when the rhyme is sung.

I can SERVE God. I can SERVE God.
YOU can, TOO. YOU can, TOO.
YOU and I can SERVE God.
YOU and I can SERVE God.
WE serve GOD. WE serve GOD.

Let's fold our hands and say a prayer. Repeat after me.

Dear God, Dear God,
You are with us. You are with us.
We love you. We love you.
Help me serve you. Help me serve you.
Thank you, thank you, thank you. Thank you, thank you, thank you.
In Jesus' name. In Jesus' name.
Amen. Amen.

Small Group Application (30-40 minutes)



Purpose: Young children learn best by repetition. Review the Bible Event and practice the Take Home Point as you rotate through the activities.

The shepherd to child ratio for three-year-olds should be one to six or fewer. Divide into groups of six with one shepherd or have a slightly larger group with two shepherds.

Groups rotate from activity to activity. Another option, especially for larger churches, is to provide a leader at each activity table with a shepherd leading a group of up to twelve. The ratio will be maintained at one to six.

Activity 1: Acting Out the Bible Event

Supplies:

- Children's picture Bible

David the Shepherd

1Samuel 16:10-13

Introduction

Hold up a children's picture Bible.

This is the Bible. It is God's word. Let's act out what it says in the Bible. When you see me do the actions, you do them, too.

David takes care of the sheep.

- Today we are learning about a boy named David. David loved God and his family. It was David's job to take care of the sheep. Let's make the sound sheep make. **Baa-baa.**
- He took care of them if they got sick. Let's pretend to pat a sheep on the head.
- He made sure the sheep had water. Let's pretend to drink some water.
- He protected the sheep from hungry animals. Let's growl like a wolf.

David serves God.

- David's big brothers were leaving to fight in a war. Let's salute each other.
- David wanted to go with them. He thought it would be really special to be a soldier. But God told David that he wanted him to stay at home and take care of the sheep. God had special plans

for David. God chose David to be the king of his people when he grew up. Let's pretend to put a crown on our heads.

- David was happy to serve God right where he was---watching the sheep. Let me see you smile really big.

We can serve God, too.

- Right now all of you are very young. You might think you are too little to serve God. There are many ways you can serve God. The best way is to obey your parents. That means to listen to them and do what they say. If your parents told you to pick your toys up off the floor, what should you do? That's right, you should pick them up. Pretend that I have a big toy box right here. Everyone go find a pretend toy, pick it up and put it in the toy box.
- Another way you can serve God is to help take care of your brothers and sisters. Pretend you have a baby sister and she is getting grouchy. Show me a silly face you would make so she will laugh.
- Sometimes people are sad. If you were sad, do you think a hug from someone would make you feel better? Yes, it would. Give a person near you a hug.
- We can serve God by praying and singing and listening to God's word. Let's fold our hands and bow our heads like we do when we are praying.
- God wants us to serve him by telling others about him. God is our friend and loves us no matter what we do. Let's give someone a high five to remind them that they can be friends with God.
- Let's practice the Take Home Point. I'll say it first and you repeat after me. *I can serve God. I can serve God.

Pray, Sing and Review the Take Home Point

Prayer:

Let's fold our hands and say a prayer. Repeat after me.

Dear God, Dear God,

You are with us. You are with us.

We love you. We love you.

Help me serve you. Help me serve you.

Thank you, thank you, thank you. Thank you, thank you, thank you.

In Jesus' name. In Jesus' name.

Amen. Amen.

Let's sing our song of the week.

Song: to the tune of *Frère Jacques*

Capitalized letters indicate emphasis on that syllable when the rhyme is sung.

I can **SERVE** God. I can **SERVE** God.
YOU can, **TOO**. YOU can, **TOO**.
YOU and I can **SERVE** God.
YOU and I can **SERVE** God.
WE serve **GOD**. WE serve **GOD**.

Take Home Point:

Let's practice the Take Home Point. I'll say it first and you repeat after me.

*I can serve God. I can serve God.

Activity 2: Snack

Supplies:

- *Napkins*
- *Cups and water*
- *Frosted Mini-Wheats*

BE AWARE OF ANY FOOD ALLERGIES CHILDREN MAY HAVE BEFORE YOU GIVE THEM ANY FOOD TO EAT.

Today we are going to eat a snack that reminds us of sheep food. Before we eat our snack, let's fold our hands and say a prayer. Repeat after me.

Dear God, Dear God,
You are with us. You are with us.
We love you. We love you.
Help me serve you. Help me serve you.
Thank you, thank you, thank you. Thank you, thank you, thank you.
In Jesus' name. In Jesus' name.
Amen. Amen.

Today our snack reminds us of the hay and dry grass that sheep eat.
Pass out a napkin, cup of water and a few Frosted Mini-Wheats to each child.

Let's eat our pretend hay. It must be wintertime because there is some snow on the hay. We better eat it up before it melts. This snack reminds us of the sheep that David watched. He served them food and took care of his sheep. He was a good shepherd. He served God

by taking care of sheep. The Bible says that God is a shepherd to us. He takes care of us.

Let's practice the Take Home Point. I'll say it first and you repeat after me. *I can serve God. I can serve God.

Let's sing our song of the week.

Song: to the tune of *Frère Jacques*

Capitalized letters indicate emphasis on that syllable when the rhyme is sung.

I can SERVE God. I can SERVE God.
YOU can, TOO. YOU can, TOO.
YOU and I can SERVE God.
YOU and I can SERVE God.
WE serve GOD. WE serve GOD.

Activity 3: Craft

Children take pride in making something themselves. Resist trying to do too much for children so that they can say, "I did it myself."

Supplies:

- Copies of Appendix A, 1 page per 3 children
- Two inch strips of light colored construction paper cut from the long side, to make head bands
- Tape
- Scissors for teacher
- Glue stick
- Sticker that says, "I can serve God."
- Crayons
- Cotton balls (pull them so they are thinner)

Before class, tape two strips of construction paper together.

Boys and girls, today we are going to make sheep ears to wear. This will remind us that David served God by watching the sheep. First, I want you to color the headband. Then I will cut them the right size for your head and tape them together. Next, you can color the front side of the ears. When you are finished coloring, you will glue the cotton balls on the back of the ears. Next we will tape the ears to the headband and put our Take Home Point sticker on the outside of the headband. Then you will all look like cute little sheep.

Let's practice the Take Home Point. I'll say it first and you repeat after me. *I can serve God. I can serve God.

Let's sing our song of the week.

Song: to the tune of *Frère Jacques*

Capitalized letters indicate emphasis on that syllable when the rhyme is sung.

I can **SERVE** God. I can **SERVE** God.
YOU can, **TOO**. YOU can, **TOO**.
YOU and I can **SERVE** God.
YOU and I can **SERVE** God.
WE serve **GOD**. WE serve **GOD**.

Let's pray now. Fold your hands and repeat after me:

Dear God, Dear God,
You are with us. You are with us.
We love you. We love you.
Help me serve you. Help me serve you.
Thank you, thank you, thank you. Thank you, thank you, thank you.
In Jesus' name. In Jesus' name.
Amen. Amen.

Activity 4: Games

Choose one or both games to play. Children with lots of wiggles should play the Movement Game first.

Learning Game

Supplies:

- none

Today we are going to play a game called *Am I Serving God?* After you answer the questions, you can do the actions.

1. Am I serving God if I take a bath when Mommy says? Yes. Let's all pretend to splash in our bath.
2. Am I serving God if I share my toys with my friends? Yes. Pretend to give a toy to a child near you.
3. Am I serving God if I hit my dog? No. Let's pretend to pet our dog gently.
4. Am I serving God if I hug someone who is sad? Yes. Hug someone near you.
5. Am I serving God if I play the best I can at my soccer game? Yes. Let's pretend to kick the ball.
6. Am I serving God if I stay in my chair and eat my lunch? Yes. Let's pretend to take a bite of an apple.
7. Am I serving God if I give my kitty some clean water? Yes. Let's meow like a kitty.

8. Am I serving God if I give some flowers to my sick neighbor? Yes. Let's pretend to smell the flowers.
9. Am I serving God if I help my grandma carry in bags from shopping? Yes. Let's pretend to pick up a heavy bag.
10. Am I serving God if I sing in church? Yes. Let's sing our song of the week.

Song: to the tune of *Frère Jacques*

Capitalized letters indicate emphasis on that syllable when the rhyme is sung.

I can SERVE God. I can SERVE God.
YOU can, TOO. YOU can, TOO.
YOU and I can SERVE God.
YOU and I can SERVE God.
WE serve GOD. WE serve GOD.

Movement Game

Supplies:

- One hula hoop
- 8 foot rope
- 3 beanbags

Put the rope across the room. Have the beanbags near the end of the rope.

Today we are going to pretend that we are all sheep in a game called *Follow the Sheep*. (If you want to, you can have the children wear the sheep ears they made in craft.) **I will pretend to be David and you will all be the sheep. All you sheep follow me. Let's run over to the hula hoop and hop in and out of it. Next we will stand up and walk over to the rope. We are pretending that the rope is a bridge over a deep hole. Try to stay on the rope while you walk across it. Next we will protect the sheep from the pretend wolf. There he is over there.** (Point to a place across the room.) **Pick up a beanbag and throw it at him to scare him away. Now we will go back to where we started and do it again.** You can change the actions each time, if you wish.

Let's practice the Take Home Point. I'll say it first and you repeat after me. *I can serve God. *I can serve God.*

Let's pray now. Fold your hands and repeat after me:

Dear God, *Dear God,*
You are with us. *You are with us.*
We love you. *We love you.*
Help me serve you. *Help me serve you.*
Thank you, thank you, thank you. *Thank you, thank you, thank you.*
In Jesus' name. *In Jesus' name.*
Amen. *Amen.*

Large Group Wrap-Up (5-10 minutes)



Lesson Review:

Presenter reviews the lesson with questions or by supplying key parts of the lesson with some words left out. Children are to supply the answers as the presenter shares the Bible Event.

**See if you know the words I'm thinking of when I tell the Bible Event.
If you know it, you may say it out loud without raising your hand.**

David was a little boy. He loved God. He had a special job taking care of sheep or frogs? (Sheep.) David's brothers were leaving to fight in a war or to shop in the mall? (Fight in a war.) Did David want to go with his brothers too? Yes. God had other plans for David. God wanted David to stay home and watch the frogs or the sheep? (Sheep.) Did David serve God by staying home and taking care of the sheep? (Yes.) Even if we are little, can we serve God? (Yes.) Let's practice the Take Home Point. I'll say it first and you repeat after me. *I can serve God. I can serve God.

Lesson Prayer:

Let's fold our hands and pray. Repeat after me.

**Dear God, Dear God,
You are with us. You are with us.
We love you. We love you.
Help me serve you. Help me serve you.
Thank you, thank you, thank you. Thank you, thank you, thank you.
In Jesus' name. In Jesus' name.
Amen. Amen.**

Lesson Song:

Let's sing our song of the week.

Song: to the tune of *Frère Jacques*.

Capitalized letters indicate emphasis on that syllable when the rhyme is sung.

I can SERVE God. I can SERVE God.
YOU can, TOO. YOU can, TOO.
YOU and I can SERVE God.
YOU and I can SERVE God.
WE serve GOD. WE serve GOD.

Take Home Point:

Let's practice the Take Home Point. I'll say it first and you repeat after me. *I can serve God. I can serve God.

Lead the children in singing songs from a CD until parents begin arriving. Let parents know that they are welcome to join in. Dismiss by handing out God Talk at Home.

Safety and Security: Safety and security procedures are important for each church to carefully define and implement according to their unique needs. The security, safety, illness and accident procedures described in this curriculum are provided for example purposes only and may not be appropriate, applicable or adequate for every situation. Each church is responsible for determining whether any security, safety, illness and accident procedures contained in the curriculum are appropriate, applicable or adequate for its unique situation. The activities described in this curriculum require adult supervision and may not be suitable for each child and each situation. Each church is responsible for ensuring that adequate adult supervision is provided for all activities and for determining whether an activity is appropriate for each child and each situation. Kids Kount Publishing disclaims all liability for the implementation of any procedures or the performance of any activities described in this curriculum.

