



**Date:** \_\_\_\_\_  
**Series:** Jesus Is the King  
Winter Year 1, Lesson 30

# Receiving the King

**Take Home Point:** \*God sends us Jesus the King;  
receive him as a gift!

\*Repeat this phrase throughout the lesson.

**Bible Event:** Luke 2:1-7

**Key Verse:** John 3:16: "God loved the world this way: He gave his only Son so that everyone who believes in him will not die but will have eternal life."

**We will help kids know:**

- God sent his Son Jesus as a special gift to us, a gift sent because of his great love.
- God's love for us did not stop at Christmas but led all the way to the cross.




**We will help kids feel:**

- Gratitude that God would lower himself to become one of us.
- Secure in the knowledge that even if one person had been the only one to sin, God would have still come and died for that person.

**We will help kids do:**

- Respond to God's gift of love to them by giving gifts of love to others.
- Pray for those who need to know Jesus this Christmas season.

# THIS LESSON'S ROADMAP

DESTINATION	PAGE #	DISCOVERIES ON YOUR JOURNEY	SUPPLIES NEEDED
<b>Small Group Warm-Up</b> 	3	Today in Kingdom Quest we will help the children learn what a special gift God has given them through the birth of his Son. Start by playing a simple game to get the kids thinking about the best gift ever given to them.	<ul style="list-style-type: none"> <li>• 3 x 5-inch card for each child</li> <li>• pencil for each child</li> <li>• Tootsie Roll for each child</li> </ul>
<b>Large Group</b> 	4  8-9  10-11  12-13	<b>Overview</b>  <b>Puppet Presentation:</b> "Gordy Goes for the Presents"  <b>Dramatic Presentation:</b> "Through the Eyes of an Angel, Part Two: Receiving the King!"  <b>Puppet Presentation Conclusion:</b> "Gordy Goes for the Presents"	<ul style="list-style-type: none"> <li>• Gordy</li> <li>• long Christmas list that Gordy can unroll</li> <li>• memory verse: John 3:16 on an overhead</li> <li>• two ladders with white sheets draped over them</li> <li>• binoculars</li> <li>• spotlight (optional)</li> <li>• backlight (optional)</li> <li>• fogger (optional)</li> <li>• two angel costumes</li> <li>• example of the box kids will make in small group application time</li> <li>• first verse of each song on overheads</li> <li>• accompaniment music for carols</li> </ul>
<b>Small Group Application</b> 	4-6	Make gift boxes to help remind the kids that because of God's great love for us, <i>*God sends us Jesus the King; we receive him as a gift.</i> And because he loved us that much, we want to share the love of Jesus with others. In the gift boxes, kids will write names of people they will do nice things for over the next week.	<ul style="list-style-type: none"> <li>• worksheet with the box (page 7)</li> <li>• tape</li> <li>• glitter crayons and glitter markers</li> <li>• small gift bow for each child</li> </ul>

# Small Group Warm-Up: 15 minutes



**Purpose:** *Get pointed in the right direction!* Build relationships and help guests feel at ease. Do the learning readiness activity that will point your group in the right direction for the lesson.

*Talk about the angel invitations made last week and to whom the kids gave the invitations. Reward those that gave invitations with a Tootsie Roll or some small candy.*

*Today in Kingdom Quest we will help the children learn what a special gift God has given them through the birth of his Son. It is truly amazing when we stop and realize that God was sent to earth as a baby for us. Even if you or I had been the only ones who needed him, Jesus would have still come. What love he has for us! Start by playing a simple game with your group that is similar to Scattergories.*

Have each child take a 3 x 5-inch card and write down the five most original gifts the kids think a child in their grade would want for Christmas.

**Tip:** *Younger children will sometimes take longer because they do not know how to spell a word or will want to ask you to spell it for them. Tell them they can use creative spelling and write the sounds for the name of the gift. They are writing only for themselves so their words do not need to be spelled correctly.*

After a few minutes, have each child read his list to the rest of the group. If that child has a gift listed that someone else has listed, they need to cross it out. If they have a gift listed that no one else has listed, they will circle it. The winner is the child with the most gifts circled at the end. Then ask:

**What is the best gift you have ever received? Why was that gift so special or exciting? Do you still have that gift? Is it still working? Do you still use that gift? Have you used it in the last few days?**

**Today we will talk about a very special gift that God gave us. In fact, it is the best gift we have ever received. It is a gift that will never wear out or get old. No matter how old we are when we get it, it will always be with us.**

**Who can tell me what that gift is? (Jesus.) \*God sends us Jesus the King; receive him as a gift!**

## Large Group: 20-30 minutes



**Purpose:** *Help kids observe what the Bible says. Present the Bible Event in creative fashion. Help kids begin to interpret what it means.*

### Overview

#### **Puppet Presentation:** “Gordy Goes for the Presents”

As typical for children, Gordy is more concerned about how many presents he will get for Christmas than the true meaning of Christmas.

#### **Dramatic Presentation:** “Through the Eyes of an Angel, Part Two: Receiving the King”

The angels, Ruby and Sapphire, ponder that the King of the universe loved his people so much that he lowered himself to become human to save humankind.

#### **Puppet Presentation Conclusion:** “Gordy Goes for the Presents”

Gordy learns the best gift God gave us was sending Jesus to be our Savior and King. We should receive Jesus as a gift.

## Small Group Application: 20-25 minutes



**Purpose:** *Help kids map out the meaning of the Bible Event in their lives. Use the questions to stimulate discussion, but don't feel tied to them. Allow the Holy Spirit to guide you. Include personal examples from your own faith journey. The example of Christ at work in your life will leave lasting impressions of how Christ can work in the children's lives.*

*Use your Bibles! Children need to learn how to look up references and follow along when scripture is read aloud. Allow for quality time of prayer at the close of the lesson.*

### **Observation Questions: What happened?**

Have children retell the Bible Event of Luke 2:1-7, which they saw in the large group drama. Let one child start the story as you point at her. After she has said a few sentences, point at another child and let him continue. Repeat this procedure until the story is told. Or read Luke 2:1-7 from the Bible.

**Close your eyes. What part of this story can you picture the clearest in your mind?**

**Describe to me the place where Jesus was born.**

### **Interpretation Questions: What does this mean?**

**Do you think this was the birth a king would usually have?**

**How do you think God felt about giving his Son in this way?** (*Lead them to see that God loved us so much that he was willing to do whatever it took to bring us back to him.*)

**Why do you think God sent Jesus in this way?** (*God's great love for us was his motivation.*)

**Our key verse for today is John 3:16. It says, “God loved the world this way: He gave his only Son so that everyone who believes in him will not die but will have eternal life.”**

## **Application Questions: What does this mean to me?**

**Why do we give gifts at Christmas?** (*Because of our love for others.*)

**Because of our great love for Jesus and all he did for us, what could we do for him?**

### Application Activity:


**We are going to make a gift box to remind us that because of God's great love for us, *\*God sends us Jesus the King, we receive him as a gift.* And because he loved us that much, we want to share the love of Jesus with others.**

Have the children cut on the outside lines of the box pattern.

**What shape is this box pattern?** (*A cross*)

Next, have them draw a cross in the center square. On each of the arms of the cross, have them write the name of someone with whom they would like to share Jesus' love this week.

They may then turn the cutout over and decorate the backside with glitter crayons or glitter markers.



When they are done, have them fold the box with the cross on the inside. The small flaps fold to the inside.

Tape the box.



When kids look inside their box they will see the best gift of all—Jesus. The cross will help remind them that because of God's great love for them, they need to share his love with others.

Put a gift bow on the top as a reminder that Jesus is a gift to others and us.

**The names you wrote inside your box are people you want to find a way to do something nice for this week.**

**For example, if you wrote your mom's name, you will do something for her and then say to her, *"This is my gift to you because God loved me so much that he gave me the gift of Jesus."* But do something special, something out of the ordinary. God certainly did something extraordinary for us.**

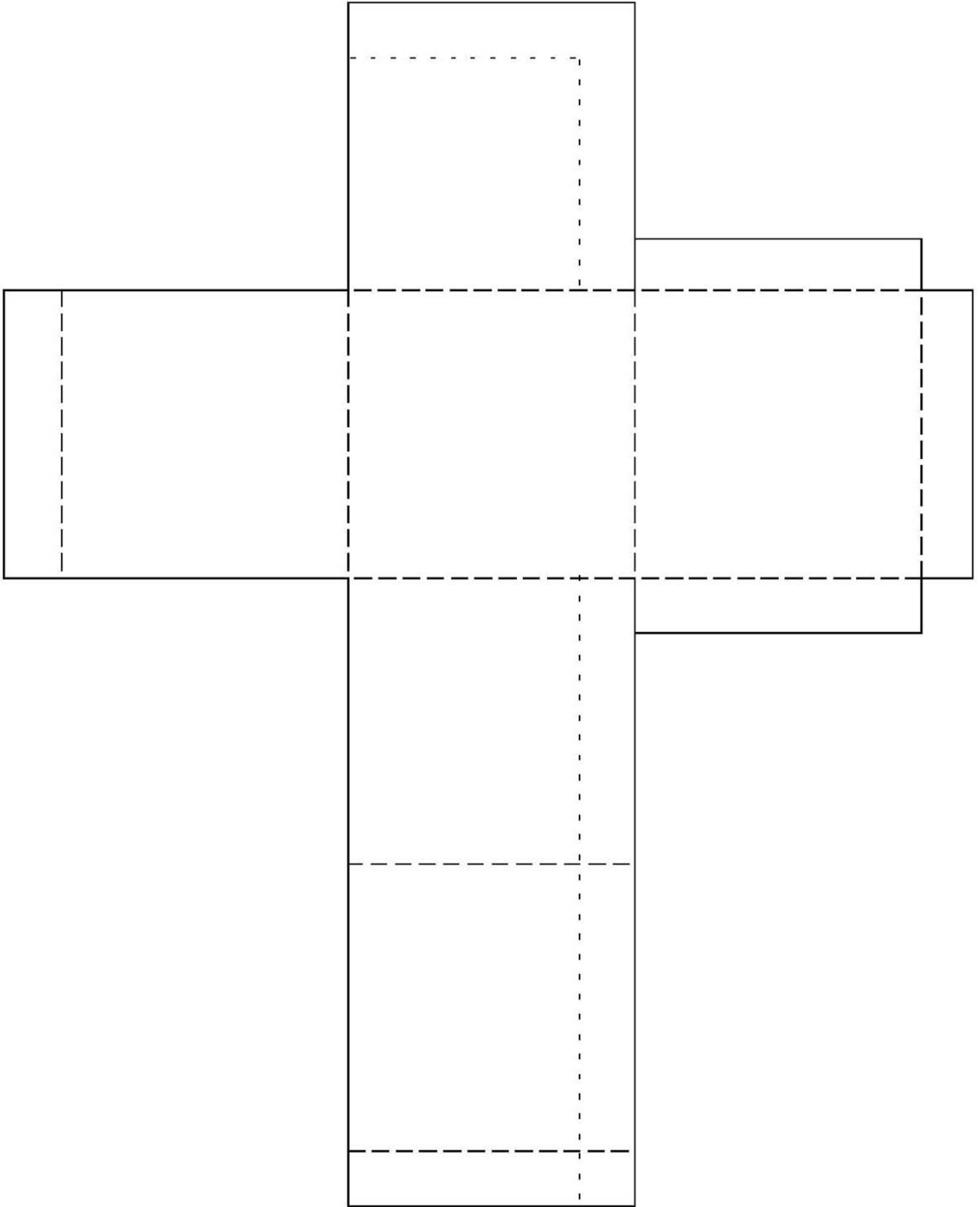


Practice this with the children until they are comfortable. If there is time, practice the key verse.

Closing Prayer:

Lead the children in prayer for those who do not know ***\*God sends us Jesus the King; receive him as a gift.*** Ask God to show them how they can share Jesus' love in an extraordinary way.

**Safety and Security:** Safety and security procedures are important for each church to carefully define and implement according to their unique needs. The security, safety, illness and accident procedures described in this curriculum are provided for example purposes only and may not be appropriate, applicable or adequate for every situation. Each church is responsible for determining whether any security, safety, illness and accident procedures contained in the curriculum are appropriate, applicable or adequate for its unique situation. The activities described in this curriculum require adult supervision and may not be suitable for each child and each situation. Each church is responsible for ensuring that adequate adult supervision is provided for all activities and for determining whether an activity is appropriate for each child and each situation. Kids Kount Publishing disclaims all liability for the implementation of any procedures or the performance of any activities described in this curriculum.



## **“Gordy Goes for the Presents”**

### **Puppet Presentation**

**Mr. King:** Good morning, Gordy.

Gordy: Good morning, Mr. King.

**Mr. King:** Are you getting ready for Christmas?

Gordy: I sure am! I’m getting ready for *lots* of presents.

**Mr. King:** What do you mean?

Gordy: I’m going for the presents. The very best! Look at my list. (*Unrolls a long list.*)

**Mr. King:** What’s this?

Gordy: It’s my list.

**Mr. King:** Gordy, look at all the stuff here. A new bike. A go-cart. A horse?

Gordy: Of course, a horse. That’s #26! I’m going for the best presents!

**Mr. King:** My goodness, Gordy. I’m surprised you haven’t asked for a car.

Gordy: Don’t be silly. I don’t need a car. I need a pickup! That’s #41!

**Mr. King:** A what?

Gordy: A pickup to put all the presents in. And, then I’m going to take it to my new house. That’s # 146.

**Mr. King:** Gordy, I don’t think there is any way you are going to get all these presents.

Gordy: Well, the way I figure it is, if I ask for all of these and only get some of them, I’ll still have the best presents.

**Mr. King:** I think you’re missing the true meaning of Christmas.

Gordy: Oh yeah, I know about that.

**Mr. King:** You do? What is it?

Gordy: Well, Christmas is about Jesus.



**Mr. King:** What about Jesus?

Gordy: Jesus was born as a cute little baby and because of that people like to give me presents.

**Mr. King:** Gordy, I think you have something more to learn about what Christmas is really about.

Gordy: Well, isn't Christmas about presents?

**Mr. King:** Yes, it is. But Christmas is also about the best gift of all.

Gordy: Exactly. Like # 26 a horse or #14 a go-cart.

**Mr. King:** No, it's about Jesus.

Gordy: You mean, just a little baby? Big deal.

**Mr. King:** It's much more than that. The King of the universe was born into our world to give us the best gift we could have.

Gordy: What's that?

**Mr. King:** Why don't you watch today's drama? We'll watch the angels discuss what was happening on earth when Jesus was born.

Gordy: What angels?

**Mr. King:** Don't you remember the angels from last week's drama? These aren't angels named in the Bible. Remember? Their names are Ruby and Sapphire. They are looking down to earth and noticing what is happening as the King of the universe is born as a baby.

Gordy: Yeah, I remember them. Did they by chance bring any presents for us?

**Mr. King:** Just watch. These angels had also known Jesus in heaven before he was born into the world. They were amazed as they saw him as King of the universe and now they were seeing him born into the world as a human. It's a wonderful gift.

Gordy: Okay. But afterwards do I get presents?

**Mr. King:** We'll talk about it afterwards. Let's watch our drama, "Sending the King."

# Receiving the King!

## “Through the Eyes of an Angel: Part Two”

### Luke 2:1-7

#### Setting:

Have house lights turned off or dimmed. Both angels are sitting on top of ladders. Sapphire has binoculars. A spotlight should be on the angels. For special effect, the angels can be lit with back light and a fog machine can be used near them.

A scripture reader will be near a microphone using a flashlight for light.

Instead of regular large group song time, songs may be included in the drama. Musicians or music accompaniment, including overhead transparencies for songs, should be ready to go at the appropriate time. The overhead should be turned off after each song so the room remains dark for the drama.

If time does not allow, the songs can be eliminated.



#### Characters:

**Sapphire:** An inquisitive angel who is interested in the affairs of men and the mystery of God becoming flesh.

**Ruby:** An angel who has seen the glory of God and his plan unfold as he sends Jesus into the world. She is eager to help Sapphire see the glory in all of it.

#### Characterization Hint:

Any time an angel mentions the name of God or the Most High, both angels should lower their heads in reverence, raise their hands, and say, “Blessed be his name.” This will help the audience understand the angels’ perspective of being able to have seen God face to face and be completely awed by the experience.

#### Additional Helps:

In choosing the actors, look for older elementary kids, teens or adults who are willing to prepare and rehearse. The script can be enlarged and placed on the floor for the actors to refer to. Music can also be played while angels are getting set up on the ladders.

## SCENE 1: God Is In Control

**Saph:** Hey, Ruby, would you look at that. The whole population is moving. All of Palestine. Go figure!

**Ruby:** Hey, Sapphire, are you looking for anyone in particular or just looking?

**Saph:** Of course I'm looking for someone. I'm not assigned to their case. Gabriel is. I'm looking for Mary and Joseph. The King will be born to Mary.

**Ruby:** Imagine, the Most High—blessed be his name—Jesus, becoming just like one of these humans. *(Lowers head and raised hands in reverent awe.)*

**Saph:** Ruby, look! There she is arriving in Bethlehem. How dare the Roman Emperor declare a census and move the entire nation back to their hometown. And right when she is ready to have a baby.

**Ruby:** But Sapphire, you don't understand. The Holy One must be born in Bethlehem. It was promised to be so. It is the city of David.

**Saph:** But I thought Caesar Augustus arranged it all.

**Ruby:** He did. But mere men, or even angels do not control this world. The Lord God Almighty is in control. He moved the entire world around just so this couple might be in Bethlehem for the birth of the Promised One.

**Saph:** He is the Lord God. The Almighty One. Blessed be his Name. *(Lowers head and raised hands in reverent awe.)*

**Reader:** *At that time the Emperor Augustus ordered a census of the Roman Empire. This was the first census taken while Quirinius was governor of Syria. All the people went to register in the cities where their ancestors had lived. So Joseph went from Nazareth, a city in Galilee, to a Judean city called Bethlehem. Joseph, a descendant of King David, went to Bethlehem because David had been born there. Joseph went there to register with Mary. She had been promised to him in marriage and was pregnant. (Luke 2:1-5.)*

Spotlights fade out. Music rises.

SONG: "O Little Town of Bethlehem"

## SCENE 2: God Humbles Himself to Serve

**Reader:** *While they were in Bethlehem, the time came for Mary to have her child. She gave birth to her firstborn son. She wrapped him in strips of cloth and laid him in a manger because there wasn't any room for them in the inn. (Luke 2:6,7.)*

**Saph:** Can you see that?

**Ruby:** Yes indeed. No binoculars are needed here. All of heaven holds its breath and wonders at the mystery of this event.

**Saph:** **There he is. It is the King. Go figure. He is but a wrinkled little baby. And a peasant at that.**

**Ruby:** The Majesty, to whom all the universe does bow, enters the world on the floor of a stable!

**Saph:** **Go figure!**

**Ruby:** His throne-room has been abandoned in favor of a dirty sheep pen.

**Saph:** **Go figure. Ruby, look there. (Pointing.) She wraps the infant-God in rags and lays him in the place for animals. How far was your journey, O Mighty One? How is it that you, who are invincible, are now fragile as a baby? How can this be, Ruby?**

**Ruby:** It is the way, the only way for him to save his people. He must become one of them. The eternal spirit becomes pierceable flesh. He must become human to save humankind.

**Saph:** **How far the King has lowered himself. How close the King has come to serve them. How deeply the King has loved them.**

Spotlights fade out. Music rises.

SONG: "What Child Is This?"

## **“Gordy Goes for the Presents: Part 2”**

### **Puppet Presentation Conclusion**

**Mr. King:** **Gordy, did you see what a wonderful gift it was that God sent Jesus into the world?**

**Gordy:** Well, I did see how amazing it was that Jesus, the King of all of heaven, was born as the poor baby in a barn. Speaking of barns...I better put one of those on my list at # 198 so I can have a place to keep my new horse.

**Mr. King:** **Gordy! Pay attention to what’s happening here. The best gift isn’t a horse.**

**Gordy:** I know, Mr. King. I’m just foolin’ with you.

**Mr. King:** **Of course. The best gift is Jesus coming into the world as a baby so he might give his life for us so we could spend forever with him in heaven.**

**Gordy:** Wow! Heaven would be a great gift. Even better than a horse!

**Mr. King:** **It is. Gordy, look at this box the kids will make today.**

Show sample of Small Group Application craft project.

**Gordy:** It looks like a miniature present. I don’t think you could fit a horse in there, though.

**Mr. King:** **It’s a way that we can remind ourselves of this important Bible verse: “God loved the world this way: He gave his only Son so that everyone who believes in him will not die but will have eternal life.”**

**Gordy:** Yeah, that’s John 3:16.

**Mr. King:** **Open up the box and you can see the present that God gave. He gave us Jesus. Inside the box we see the cross. The best gift is not just Jesus being born as a baby, but Jesus dying on the cross for our sins.**

**Gordy:** I see. The gift is even more than just a baby Jesus. It’s Jesus living a perfect life and then dying on the cross for our sins!

**Mr. King:** **It’s the only way we could have heaven.**

**Gordy:** And I know that gift is mine when I trust Jesus as my Savior.

**Mr. King:** It sure is. Let's go back to our small groups and talk about how we can give this gift to others.

Gordy: How will we do that?

**Mr. King:** We will invite people to meet Jesus as their King. We'll even make these cool boxes to remind us who we are praying for to receive this special gift.

Gordy: Now what if I had a special friend who is a horse, could I draw a horse on the box?

**Mr. King:** Gordy!

Gordy: I'm just foolin' with you.

**Mr. King:** Why don't you close us in prayer.

Gordy: Okay, Mr. King.

Dear God, presents are fun and everything...I was just foolin' around with keeping a list of so many presents. Really, the best gift is that you gave us your Son Jesus. Please let Jesus live in our hearts as we trust what he has done for us. Thank you that he gave his life for us when he died on the cross and is alive right now. Let each one of us receive him as the best gift of all. In Jesus' name, Amen.