



**Date:** \_\_\_\_\_  
**Series:** Jesus is Lord of All  
Spring Year 2, Lesson 49

# Jesus' Resurrection

**Take Home Point:** \*Jesus is alive! He's with us forever! \*Repeat this phrase throughout the lesson.

**Bible Event:** John 20:1-18 Jesus rose from the dead and appeared to Mary.

**Key Verse:** 1 Peter 1:3, "Praise the God and Father of our Lord Jesus Christ!...We have been born into a new life that has a confidence which is alive because Jesus Christ has come back to life."

**We will help kids know:**

- Jesus was raised from the dead three days after he was crucified. He appeared to Mary and assured her that he was alive.
- Because Jesus is alive, we will live with him forever because we trust him as our Savior. Jesus lives with us now. After we die, we will live with him in heaven forever.




**We will help kids feel:**

- The memory of an event that brought them sorrow or worry.
- The joy they have in knowing that Jesus lives with them and they will live with Jesus forever.

**We will help kids do:**

- Experiment with an egg to find ways to make it float and stand on its end. The activity is done as the kids discuss the power of Jesus' resurrection.
- Apply the victory of Jesus' resurrection to their own lives as they remember how he is alive with us to help us overcome times of loss or sorrow. The kids will take home an egg of hope that will help them tell the Easter story to others.

# THIS LESSON'S ROADMAP

DESTINATION	PAGE #	DISCOVERIES ON YOUR JOURNEY	SUPPLIES NEEDED
<b>Small Group Warm-Up</b> 	3-4	The object lesson resembles the followers of Jesus whose world was very cloudy and sad after Jesus died, but it cleared up as they found out that Jesus rose from the dead.	<ul style="list-style-type: none"> <li>• one raw egg</li> <li>• one cup of salt</li> <li>• spoon</li> <li>• clear tall glass with water</li> </ul>
<b>Large Group</b> 	4  9  9-12	<b>Overview</b>  <b>Video:</b> <i>"The Miracle Maker"</i> --- Jesus' resurrection  <b>Object Lesson:</b> "He is Risen"--- An amazing card illusion demonstrates how Jesus was put in a tomb, but didn't stay there. He rose from the dead and this is no illusion!	<ul style="list-style-type: none"> <li>• Gordy</li> <li>• The video <i>The Miracle Maker</i> by Word Entertainment, Inc., 1999 (order from <a href="http://www.BooksOfTheBible.com">www.BooksOfTheBible.com</a> or <a href="http://www.amazon.com">www.amazon.com</a>)</li> <li>• "He Is Risen" gospel illusion (order from <a href="http://www.gospelmagic.com">www.gospelmagic.com</a>)</li> </ul>
<b>Small Group Application</b> 	5-8	Kids observe an illusion where something seemingly impossible is possible. This reminds them that Jesus did rise from the dead and we can also do something that seems impossible. We are able to live with Jesus right now because he is alive with us. We will also live with him forever in his kingdom after we die.	<ul style="list-style-type: none"> <li>• egg used in small group warm-up</li> <li>• paper towel or napkin to wipe egg dry</li> <li>• flat surface to balance egg on</li> <li>• salt</li> <li>• plastic Easter eggs with candies for each child</li> </ul>

# Small Group Warm-Up: 15 minutes

**Purpose:** Get pointed in the right direction! Build relationships and help guests feel at ease. Do the learning readiness activity that will point your group in the right direction for the lesson.

*Supplies needed: one raw egg, one cup of salt, a spoon, and a clear tall glass of water.*

In advance, add just enough salt to the water in the glass to have a slight, salty taste. (Do not add all of the salt at this point.)

Invite the children to dab a finger in the water and taste it. Ask them if they can identify the taste of salt water.

**Salt water reminds us of tears because tears taste salty. When we cry because of something sad, God gives us tears as a way to let our deep feelings out. When we lose someone or something very close to us, we can feel very sad. We often cry at these times.**

**Each time you tell about a sad time you have had, you can put a spoonful of salt into the container.**

**I'm going to put an egg in the glass of water before we start. The egg will remind us of what we feel like when we are sad. We have a sinking feeling inside. We often times feel like we are drowning in sadness.**

**Let me tell you about a time when I was sad . . .**

Share a time you experienced sadness. Stories of loss or separation could be told.

**Every time we put salt into the water, we will remember that Jesus came and told us he is the resurrection and the life. All who believe in him will not perish, but will live forever. Jesus' words give us hope.**

As the children tell their stories and add salt to the water, stir the water.



When enough salt is dissolved in the water, the egg will float. The water will become cloudy but will clear if given a moment.



See how the water clears and the egg is floating? This reminds us of Jesus' disciples. Their world was very cloudy and sad after Jesus died, but it cleared up as they found out that Jesus rose from the dead. The egg rising to the top reminds us of Jesus rising from the dead.

Conclude with the following thought.

Even when we face sad events like losing someone close to us, we can be lifted up. Jesus was raised from the dead and we know that we will also be raised from the dead. We will be able to live with Jesus forever.

***\*Jesus is alive! He's with us forever! He will wipe away our tears.***

## **Large Group: 20-30 minutes**



**Purpose:** *Help kids observe what the Bible says. Present the Bible Event in creative fashion. Help kids begin to interpret what it means.*

**Overview:**

**Video:** *"The Miracle Maker"*---Jesus' resurrection

**Object Lesson:** *"He is Risen"*---An amazing card illusion demonstrates how Jesus was put in a tomb, but didn't stay there. He rose from the dead and this is no illusion!

**Review Questions:** Gordy is invited to answer review questions along with the children.

# Small Group Application: 20-25 minutes



**Purpose:** *Help kids map out the meaning of the Bible event in their lives. Use the questions to stimulate discussion but don't feel tied to them. Allow the Holy Spirit to guide you. Include personal examples from your own faith journey. The example of Christ at work in your life will leave lasting impressions of how Christ can work in the children's lives.*

*Use your Bibles! Children need to learn how to look up references and follow along when scripture is read aloud. Allow for quality time of prayer at the close of the lesson.*

## Observation Questions: What happened?

Have kids refer to John 20:1-18 in their Bibles.

**What did Mary see when she went to Jesus' tomb early Sunday morning?** *(John 20:1. She saw that the stone had been removed from the tomb's entrance.)*

**What did she do then?** *(John 20:2. She ran to the disciples and told them they had removed the Lord from the tomb and didn't know where they had put him.)*

**What did Peter and John (the other disciple) see in the tomb when they arrived there?** *(John 20:5-7. They saw strips of linen and the cloth that had been on Jesus' head, his burial clothes.)*

**How did John respond when he saw the linens but not Jesus' body?** *(John 20:8. He believed.)*

## Interpretation Questions: What does this mean?

**Why do you think Mary stood at the tomb crying?** *(Maybe she didn't know Jesus had risen from the dead.)*

**When she looked inside the tomb, what did she see?** *(John 20:12. Two angels.)*

**Why do you think Mary saw the angels but Peter and John did not?**

**When Mary turned around and saw Jesus, who did she think he was?** *(John 20:15. The gardener.)*

**When did Mary recognize Jesus?** *(John 20:16. When he called her by name.)*

**Why do you think the disciples went back home? What privilege did Mary receive because she stayed at the tomb?** *(John 20:18. She was first to see the risen Lord.)*

## **Application Questions: What does this mean to me?**

**How would you have felt if you had been Peter and John? How might you have felt differently if you had been Mary and had seen Jesus and he called you by your name?**

### Application Activity:

Retrieve the egg from the water that was used in small group warm-up. Invite the kids to see if they can balance the egg so that it is standing straight up on a flat surface. This will be impossible.

**It would seem that Jesus' resurrection from the dead was impossible to Mary and the disciples. Because Jesus *did* rise from the dead, we will also do something that seems impossible. We are able to live with Jesus right now because he is alive with us. He calls each of us by name. We will also live with him forever in his kingdom after we die.**

**Do you think it is possible that I can make this egg stand up on its own?**

Have the kids close their eyes or turn around while you perform the following trick.

Put approximately one-eighth teaspoon of salt in a pile on a table or in a saucer.



Balance the egg on its end in the pile of salt.





Blow the remaining salt away.



Ask the children to look at the balancing egg.

**The balancing egg reminds us of how sometimes we face impossible problems or challenges in our lives. The worst problem we face might be death. Death seems like the worst thing that could ever happen to anyone.**

**We don't need to be worried or scared about death, though. Jesus was raised from the dead and he says to us that we, too, will be raised to new life with him. How do we have new life with Jesus? If we believe that Jesus died on the cross for our sins and rose for us, we have the power of Jesus' resurrection. We, too, will be raised from the dead.**

**Jesus is with us right now, even if we cannot see him. He is with us here in our world. When we die, we will go to him in his world. We will be able to see Jesus face to face. He will be more real and more wonderful than anything we have ever experienced in this world.**

Show the children how you made the egg stand on its end. As you do so, invite some children to try it themselves. The kids who try must be willing to share times when it seemed like they failed or fell down (like the egg fell down) and how Jesus helped them. Since Jesus is alive, he is with us forever.

Give kids plastic Easter eggs with candies inside.

**Just as this egg has something sweet inside, we can remember how sweet it is that Jesus did the impossible. He rose from the dead and is now with us.**

***\*Jesus is alive! He's with us forever! 1 Peter 1:3 says, "Praise the God and Father of our Lord Jesus Christ!...We have been born into a***

***new life that has a confidence which is alive because Jesus Christ has come back to life.”***

Closing Prayer: Thank God for his resurrection promise and pray for specific needs of which any child may be feeling sad.

**Safety and Security:** Safety and security procedures are important for each church to carefully define and implement according to their unique needs. The security, safety, illness and accident procedures described in this curriculum are provided for example purposes only and may not be appropriate, applicable or adequate for every situation. Each church is responsible for determining whether any security, safety, illness and accident procedures contained in the curriculum are appropriate, applicable or adequate for its unique situation. The activities described in this curriculum require adult supervision and may not be suitable for each child and each situation. Each church is responsible for ensuring that adequate adult supervision is provided for all activities and for determining whether an activity is appropriate for each child and each situation. Kids Kount Publishing disclaims all liability for the implementation of any procedures or the performance of any activities described in this curriculum.



# Large Group Presentation: 20-30 minutes

*Adapt this lesson to use one or all of following the parts depending on availability of videos and/or illusion tricks.*

Hold up a sign that reads “Jesus is Lord of All.” Then say:

**We are in the series “Jesus is Lord of all.” Today we will see how  
\*Jesus is alive! He’s with us forever!**

Gordy appears to help introduce the video.

Gordy: That was really cool in my small group, how the egg rose to the top of the glass as more salt was added to the water. I wonder how much salt I would need to add to my bath tub for me to float on top of the water?

**Mr. King: Gordy, do you remember what the salt in the water stood for?**

Gordy: Yeah, it was like our salty tears that we cry when we are sad. I was really sad when my grandpa died. I cried so much my face shriveled up like a raisin.

**Mr. King: You know that is probably just how Jesus’ friends felt after he died. Let’s watch the video to see what happened.**

## Video

### “The Miracle Maker”---Jesus’ resurrection

Begin with the animated video, “*The Miracle Maker*”, by Word Entertainment, Inc. The video section for today will start with the soldiers taking Jesus’ body off of the cross. Show the video through the scene where Peter goes to the tomb and finds it empty. End with Peter seeing Jesus walking down the hill towards him.

## He Is Risen

### Object Lesson

*The presenter will perform the “He Is Risen” gospel illusion trick for today’s lesson.*

In advance, load the trick by placing the card marked “HE IS NOT HERE” behind the single card marked with a black cross.



These two cards are placed behind the two cross cards that are attached on the bottom. The two attached cards are fanned out and the red cross should appear between two black crosses. Make sure no one can see the “HE IS NOT HERE” card hidden behind the last card.



Invite a child forward to be the special assistant. Have him/her stand in front of you and give him/her the piece of paper from the illusion trick marked, “THE TOMB.” Unfold the paper to show that the tomb is absolutely empty. Fold the paper again to perform the illusion.

Next, show the three crosses fanned out and say:

**I have three crosses here. What do you think they stand for? The three crosses stand for Jesus and the two thieves that were crucified with him. Jesus’ cross is shown in the middle as the red cross.**

**I want you to imagine what it would be like if you were a follower of Jesus back in his day. You had left everything – your family and your home – to follow Jesus. Jesus was your best friend. You watched him do miracles and help many people. You believed Jesus was the Messiah, the Promised One from God.**

**To your surprise, Jesus was nailed to a cross and put to death. How do you think you would feel?**

Take a few responses from the children.

**Certainly that is how the disciples and Jesus’ closest friends felt. Their world had crumbled. They were so sad that words could not describe their feelings.**

**Let’s put these three crosses in the tomb.**

Put the cards in a stack and place them inside the fold of the tomb. Then say:


**After people die they are buried, and in Jesus’ time people were buried in a tomb.**

Have the child assistant hold the cards while still in the tomb.



**What do you think happened to Jesus and the two criminals when they died? Let's see.**

Pull out the two dark crosses and show them to the kids. Be careful not to show the red cross that is hidden behind the black cross as you lay the cards to the side.



**Let's talk about the two thieves. Their bodies were probably put in a tomb and that is where they stayed.**

**What about the body of Jesus? Do you think He is in the tomb?**

**Mary from Magdala, a close friend of Jesus, and her friends went early on Sunday morning to help take care of Jesus' body. When they reached the tomb they found that the stone had been rolled away from the front of the tomb and the tomb was open.**

**An angel told them that Jesus was not there. Let's see if that is true.**

Pull out the card that reads, "HE IS NOT HERE."

**It is true that Jesus was not in the tomb. Mary of Magdala did not know where Jesus was. She was sad because she thought someone had surely stolen the body.**

**Jesus spoke to Mary and she recognized his voice. Jesus said, "Mary." She turned to look at Jesus and realized that it was true. He had risen just as he said.**



*The kids are anticipating a red cross to be on the back of the card you are holding. You might even ask why they want to see the back of the card.*

**Do you not believe that Jesus is not here?**

Flip the card over and show everyone that it is true.

**HE IS RISEN! The tomb is empty and Jesus is alive.**



Gordy: Wow, that gave me goose bumps!

**Mr. King: That's because this is the most exciting event in the Bible!**

Gordy: It gives me such hope when I am sad.

**Mr. King: Me too, Gordy. Would you say a closing prayer for us?**

Gordy: Sure. Dear God, Thank you that you sent your Son Jesus to die on the cross to save us from our sins. But thank you even more that you didn't leave Jesus in the grave. Because Jesus' is alive again, I know that all who believe this are alive and will one day see Jesus in heaven and live with him forever. Thank you that because of the power of Jesus resurrection, we have hope in our times of sadness. And one day, Jesus will wipe away all of our tears and we will no longer be sad. In Jesus' name, Amen.

Gordy: He is risen!

**Mr. King: He is risen, in deed!**