



Date: _____
Series: Mission Adventures
Spring Year 3, Lesson 56

The Berean Church

Take Home Point: *Expect to meet God in the Bible every day. *Repeat this phrase throughout the lesson.

Bible Event: Acts 17:1-14; Psalm 119:1-16

Key Verse: Psalm 119:11, "I have treasured your promise in my heart so that I may not sin against you."

We will help kids know:

- The Berean church was an example of people who searched the Bible and discovered the truth about God.
- They can read the Bible and discover what a treasure it is to meet God for themselves.
- God may not audibly talk to us, but, through his word, he speaks to our heart.




We will help kids feel:

- Excited about meeting God in the Bible.
- Convicted of ignoring opportunities to meet God in his word.

We will help kids do:

- Play a whispering game to identify frustrations from not being able to hear clearly.
- Read the Bible—at church and at home.
- Decorate a bookmark with a reading chart on it and use it for a month long reading plan.

THIS LESSON'S ROADMAP

DESTINATION	PAGE #	DISCOVERIES ON YOUR JOURNEY	SUPPLIES NEEDED
Small Group Warm-Up 	3	Kids play a whisper game as everyone shares one thing they treasure in their room at home.	<ul style="list-style-type: none"> • none
Large Group 	4 7 9 9	Overview Puppet Presentation: “Gordy’s Boomerang Socks”—Gordy is frustrated when his small group didn’t hear clearly what his treasure is. Video: <i>The Visual Bible: Acts</i> – show the clip of Acts 17:1-14. Puppet Presentation Conclusion and Teaching Point: Gordy learns that instead of turning on his boom box to chill out, it is a good thing to be quiet and let God talk to his heart through the Bible every day.	<ul style="list-style-type: none"> • small backpack for Gordy • video: the <i>Visual Bible: Acts</i>, produced by Visual Bible International—order from http://christiancinema.com • suitcase • piece of paper rolled into a megaphone • Bible • bookmark from Small Group Application
Small Group Application 	4	Kids decorate a bookmark that will help them in their daily Bible reading.	<ul style="list-style-type: none"> • bookmark page for each child (see appendix) (<i>Kingdom Quest Year 4, Lesson 1 has a similar application activity.</i>) • markers or crayons

Small Group Warm-Up: 15 minutes



Purpose: *Get pointed in the right direction!* Build relationships and help guests feel at ease. Do the learning readiness activity that will point your group in the right direction for the lesson.

Begin with:

I would like you to think of something in your room that you treasure. Keep this treasure information to yourself. We are going to play a game.

Each of you will get a chance to start the whisper circle. When it is your turn, you will whisper in the ear of the person on your right: “A special thing that I treasure in my room is...” and say your special treasure. They will in turn whisper it to the next person, who will whisper it to the next person and so on until it goes all the way around the circle. Each person can only whisper the treasure one time making sure that no one else hears.

It will be interesting to hear the final person share your treasure. I will begin.

Whisper to the person on your right, “A special thing that I treasure in my room is...” An example might be, “A special thing I treasure in my room is my reading chair.”

Now, pass on what I just said to the next person.

After everyone has had a chance to lead the whisper game discuss the following.

How did you feel when someone was whispering in your ear, but you couldn’t hear them clearly?

Today we will talk about hearing God clearly. It can be frustrating if you don’t know what God says. There is a way that we can know what God says. This can also be a very special treasure. We will learn: **expect to meet God in the Bible every day.*

Large Group Overview: 20-30 minutes



Purpose: *Help kids observe what the Bible says. Present the Bible event in creative fashion. Help kids begin to interpret what it means.*

Puppet Presentation: “Gordy’s Boomerang Socks”—Gordy is frustrated when his small group didn’t hear clearly what his treasure is.

Video: *The Visual Bible: Acts*, produced by Visual Bible International. Show the clip of Acts 17:1-14.

Puppet Presentation Conclusion and Teaching Point: Gordy learns that instead of turning on his boom box to chill out, it is a good thing to be quiet and let God talk to his heart through the Bible every day.

Small Group Application: 20-25 minutes



Purpose: *Help kids map out the meaning of the Bible event in their lives. Use the questions to stimulate discussion but don't feel tied to them. Allow the Holy Spirit to guide you. Include personal examples from your own faith journey. The example of Christ at work in your life will leave lasting impressions of how Christ can work in the children's lives.*

Use your Bibles! Children need to learn how to look up references and follow along when scripture is read aloud. Allow for quality time of prayer at the close of the lesson.

Observation Questions: What happened?/ Interpretation Questions: What does this mean?

Read Acts 17:11.

How were the people of Berea different than those in Thessalonica?
(They were more open-minded and were very willing to receive God's message. Every day they carefully examined the Scriptures to see if what Paul said was true.)

What can we learn from the Bereans? *(That if we are willing, and examine Scripture daily, we will receive God's message.)*

Read Psalm 119: 1-16 having kids take turns reading the verses. (For younger kids that do not read well, read the following select verses from this passage to them.)

According to Psalm 119:1-2, who are those who are blessed? *(Those who follow the teachings of the Lord and obey his written instructions. They wholeheartedly search for him.)*

What results did this Psalmist have from reading God's word and studying his way? *(Psalm 119:14-16. He found more joy in God's written instructions than in all kinds of riches. God's laws made him happy and he didn't want to forget a word.)*

Application Questions: What does this mean to me?

What do you think will be the results for you if you read God's word daily?

The key verse from Psalm 119:11 says, ***"I have treasured your promise in my heart so that I may not sin against you."***

Another translation says, ***"I have hidden your word in my heart that I might not sin against you."*** (NIV)

Let's make a plan to read God's word every day so that we grow to treasure hearing from God and hiding his word in our heart.

Application Activity: *(Note: Kingdom Quest Year 4, Lesson 1 has a similar application activity.)*

Supplies: bookmark pages copied back to back on cardstock and cut apart—one per child (see appendix), colors or markers

You might want to copy extra bookmarks for the kids to take them home for their parents to use also.

Show the bookmark.

This is the Bible reading bookmark that the presenter gave Gordy. It has all the chapters of the book of John charted on it. After you read a chapter, mark the box beside that number on your bookmark. If you don't read a whole chapter, maybe lightly mark your Bible where you stopped with a pencil and use this bookmark to keep your place.

Think about a good time to set aside during the day to read your Bible. For me that time is.... (share when you do your Bible reading).

What time would work best for you?

I really look forward to hearing next week how God spoke to your heart during your special time with him. If you would like to, take

more of the bookmarks home for your family. You could challenge them to read along with you.

Pass out the bookmarks and let kids decorate them.

Next week as you read your Bible, **expect to meet God in the Bible every day.*

Closing Prayer:

Thank God for his word and how he wants to come to us daily and reveal himself to us. Thank him for the example of the Berean church who daily searched the word of God. Pray for kids to set aside time daily to read God's word and to do so expecting to meet God every day.

Safety and Security: Safety and security procedures are important for each church to carefully define and implement according to their unique needs. The security, safety, illness and accident procedures described in this curriculum are provided for example purposes only and may not be appropriate, applicable or adequate for every situation. Each church is responsible for determining whether any security, safety, illness and accident procedures contained in the curriculum are appropriate, applicable or adequate for its unique situation. The activities described in this curriculum require adult supervision and may not be suitable for each child and each situation. Each church is responsible for ensuring that adequate adult supervision is provided for all activities and for determining whether an activity is appropriate for each child and each situation. Kids Kount Publishing disclaims all liability for the implementation of any procedures or the performance of any activities described in this curriculum.

Large Group Presentation:

20-30 minutes

Series Overview: MISSION ADVENTURES

We will investigate Paul's first and second missionary journeys. Week to week children will be reminded that though Paul and others were set apart to be missionaries by vocation, God has not called all of us to be missionaries. He has, however, called us to have a mission. That mission is to serve him.

A suitcase and a backpack are used to illustrate the main point in the large group presentation. The presenter uses the suitcase to talk about Paul and one of his adventures---specifically, a mission adventure. The small backpack or knapsack is attached to Gordy, the puppet. Some weeks Gordy will have an object in his pack that will help explain his perception of having a mission. Most weeks, however, an object from the traveling suitcase will be given to Gordy to be put in his pack. Week to week Gordy will discover more about how God has called him to serve.

Supplies: suitcase, rolled up piece of paper in the shape of a megaphone, Bible, bookmark (see Appendix page) placed inside the suitcase

Gordy's Boomerang Socks

Puppet Presentation

Presenter: Kids, let's call Gordy up and see how he's doing today.

Kids call for Gordy. **Gordy... Gordy... Gordy...**

Presenter: Hello, Gordy. Did you enjoy your small group today?

Gordy: My group is so goofy!

Presenter: Why are they goofy?

Gordy: Well, we played that whisper game.

Presenter: Do you mean the one where you whisper the treasure you have in your room to the next person—and it is whispered all the way around the circle?

Gordy: Yes, that one.

Presenter: I am interested in knowing what your treasure is.

Gordy: Boomerang socks!

Presenter: Boomerang socks? Gordy, do you have socks that you throw against the wall and they bounce back?

Gordy: No, (presenters name). If I threw my socks against the wall, they would stick.

Presenter: Okay, Gordy. Please explain the boomerang socks to me.

Gordy: That's what my goofy group ended up saying after my treasure whisper went all the way around the circle! My treasure was suppose to be my *boom box*.

Presenter: That was quite a change. It can be frustrating when we listen but can't hear clearly.

Gordy: What did you say (presenters name)? I couldn't hear you.

Presenter: I said...

Gordy: *(Interrupting.)* I'm just kidding, (presenters name). I can hear you. There are times when I don't want to hear anyone. That is when I really like my boom box. I crank up the sound, shut the door, and chill out!

Presenter: Interesting. Did you know that today we will find out that that can really be a good thing?

Gordy: What?! You mean cranking up a boom box and chilling out is good?

Presenter: Well, not exactly cranking up your boom box, but shutting everyone out and listening for God to talk to your heart is a good thing.

Gordy: Hold on! I have never heard God talk to me.

Presenter: I am not talking about hearing a voice. I am talking about God speaking to your heart. It happens when you search the Bible and open your heart to what God wants to show you about him.

Watch this movie clip about Paul and Silas on their mission adventure. Notice that many people rejected what Paul and Silas had to say and did not listen to God's word.

There was one church that did examine God's word every day and they met God because of it. See if you can listen and remember what the name of that church was.

Gordy exits.

Video

Show the video, *The Visual Bible: Acts*, covering Acts 17:1-14. This video was produced by Visual Bible International. This runs two minutes and thirty seconds.

The following teaching point will be done as the puppet conclusion with (presenters name) and Gordy.

Puppet Conclusion and Teaching Point

Presenter: Gordy, what was the name of the church where every day they searched the Bible?

Gordy: Were they the Thessolinem&m's?

Presenter: You mean the Thessalonians?

Gordy: Yeah, those guys.

Presenter: No, that was the town where the Jewish leaders made up lies about Paul and Silas because they didn't like what they were teaching about Jesus.

What was the next town they went to that welcomed them?

Gordy: I forgot. I remember it was a church that was always checking their Bible to make sure everything that Paul and Silas said was true. Kids, do any of you remember the name of the town?

Presenter: How about it? Can anyone tell us the name of the town?

Ask the audience. (*Berea.*)

That's right. Do you know what the Bereans were doing? They were doing this.

Take the paper megaphone out of the suitcase. Hold the small end to your ear and the large end to an open Bible.

Gordy: No, they weren't, (presenters name)! That's goofier than my small group!

Presenter: This is a good way to remind us of what they were doing.

Gordy: They were playing with paper megaphones?

Presenter: No, they were listening for what God had to tell them.

Gordy: We don't listen like that.

Presenter: Of course, we don't. We listen by reading the Bible and expecting to hear from God. We need to **expect to meet God in the Bible every day.*

Gordy: No one can read the Bible every day.

Presenter: Gordy, it really isn't hard. All you have to do is find a favorite place, like your room. Now, instead of turning on the boom box and shutting everyone out, turn on the quiet with an open Bible. You can chill out with God. Read just a few verses every day. But, before you do this, ask God to meet you. Listen to what he will tell you as you read. There will be a special truth or message that he has for you.

Gordy: But, I don't know how to read the Bible.

Presenter: I think what you need is a plan. In small group, your shepherd will share with you about having a Bible reading plan. Every day you can read the Bible, even if it's just a couple of verses.

If reading is still hard for you, watch a Bible story video like we have been doing, or have your parents help you.

Gordy: Why should I do this, (presenters name)? Reading is something that is done in school.

Presenter: Gordy, reading the Bible is not like reading in school. You are expecting to find a treasure in the Bible. God's word says this in Psalms 119:11, *"I have treasured your promise in my heart so that I may not sin against you."*

When we treasure God's word, God helps us know his Son Jesus as our Savior. Then we live the way Jesus wants us to.

Gordy: I think I could try that.

Presenter: Why don't you pray about it and then we will *all* try it.

Gordy: Sure. Dear God, I think it would be cool if you whispered in my ear or talked to my heart about your truths. I know I have to read the Bible for that to happen. Please help me do that every day. Help me shut the world out and chill out in my room with you. In Jesus' name. Amen.

I am kind of excited, (presenters name).

Presenter: Fantastic!

Gordy: I really am going to **expect to meet God in the Bible every day.*

Take the bookmark out of the suitcase to give to Gordy.

Presenter: Gordy, I am so pleased. Why don't we put this in your backpack. It's a Bible reading bookmark that will help you keep track of what you have read. Before long, you will have read the whole book of John in the Bible. That's twenty-two chapters.

Gordy: Whoa! That is a lot.

Presenter: But, you can do it if you read just a little bit every day.

Put bookmark in Gordy's backpack. Then dismiss the kids to go to Small Group Application.



Discover the treasure of God's word!

Read a few verses every day.
Check off the chapter when you
have finished.

- ☐ John 1
- ☐ John 2
- ☐ John 3
- ☐ John 4
- ☐ John 5
- ☐ John 6
- ☐ John 7
- ☐ John 8
- ☐ John 9
- ☐ John 10
- ☐ John 11
- ☐ John 12
- ☐ John 13
- ☐ John 14
- ☐ John 15
- ☐ John 16
- ☐ John 17
- ☐ John 18
- ☐ John 19
- ☐ John 20
- ☐ John 21



Discover the treasure of God's word!

Read a few verses every day.
Check off the chapter when you
have finished.

- ☐ John 1
- ☐ John 2
- ☐ John 3
- ☐ John 4
- ☐ John 5
- ☐ John 6
- ☐ John 7
- ☐ John 8
- ☐ John 9
- ☐ John 10
- ☐ John 11
- ☐ John 12
- ☐ John 13
- ☐ John 14
- ☐ John 15
- ☐ John 16
- ☐ John 17
- ☐ John 18
- ☐ John 19
- ☐ John 20
- ☐ John 21



Discover the treasure of God's word!

Read a few verses every day.
Check off the chapter when you
have finished.

- ☐ John 1
- ☐ John 2
- ☐ John 3
- ☐ John 4
- ☐ John 5
- ☐ John 6
- ☐ John 7
- ☐ John 8
- ☐ John 9
- ☐ John 10
- ☐ John 11
- ☐ John 12
- ☐ John 13
- ☐ John 14
- ☐ John 15
- ☐ John 16
- ☐ John 17
- ☐ John 18
- ☐ John 19
- ☐ John 20
- ☐ John 21



Discover the treasure of God's word!

Read a few verses every day.
Check off the chapter when you
have finished.

- ☐ John 1
- ☐ John 2
- ☐ John 3
- ☐ John 4
- ☐ John 5
- ☐ John 6
- ☐ John 7
- ☐ John 8
- ☐ John 9
- ☐ John 10
- ☐ John 11
- ☐ John 12
- ☐ John 13
- ☐ John 14
- ☐ John 15
- ☐ John 16
- ☐ John 17
- ☐ John 18
- ☐ John 19
- ☐ John 20
- ☐ John 21



Expect to meet
God in the Bible
every day.



Expect to meet
God in the Bible
every day.



Expect to meet
God in the Bible
every day.



Expect to meet
God in the Bible
every day.