



Date: _____

Series: Jesus Now...
Spring Year 1, Lesson 49

Resurrection- Jesus is Alive

Take Home Point: *Because Jesus rose from the dead, we have the power of life over death.

*Repeat this phrase throughout the lesson.

Bible Event: John 20:11-18; Romans 8:9b-11; Philippians 3:21; 1 John 3:2; Revelation 21:3-4

Key Verses: Romans 8:11, "...the one who brought Christ back to life will also make your mortal bodies alive by his Spirit who lives in you."

We will help kids know:

- Jesus rose from the dead to prove that his sacrifice for sin was complete.
- Through trust in Christ as our Savior, we too, will have life in new bodies after we die.
- Heaven is a wonderful experience because we can live face-to-face with God in a perfect way.




We will help kids feel:

- Emotions that rise to the surface when they hear what people might say about them if they were listening to their own funeral.
- Comfort when they consider the promise they have for eternal life.

We will help kids do:

- Affirm others in their group as they talk about what might be said at another's funeral, even if the person were still alive and listening.
- Write a letter that could be read a hundred years from now that would tell others what they think about God's promise to have life in heaven with him.

THIS LESSON'S ROADMAP

DESTINATION	PAGE #	DISCOVERIES ON YOUR JOURNEY	SUPPLIES NEEDED
Small Group Warm-Up 	3	<p>The kids imagine they are like the boys of “Tom Sawyer” that take an “adventure” and are given up for dead. They return to town just in time for their memorial service. Kids consider what it would be like to be in the same situation and what it would be like to hear what people might say at their funeral.</p>	<ul style="list-style-type: none"> no supplies needed
Large Group 	4 7 8 10 11	<p>Overview</p> <p>Bible Reading: John 20:10-18</p> <p>Object Lesson: Christ Candle will illustrate resurrection.</p> <p>Farewell Letter: Examples from evangelist D.L. Moody and atheist Robert Ingersoll regarding death.</p> <p>Surprise Doors! Party materials help children understand heaven.</p>	<ul style="list-style-type: none"> a Christ Candle—this can be a large thick plain white candle or it can have some ornamentation that signifies it as a Christ Candle two additional white taper candles and holders matches or lighter party treats, balloons, and materials that will be given to small groups to enjoy
Small Group Application 	4	<p>Kids read scripture and discuss what heaven and their heavenly bodies will be like.</p>	<ul style="list-style-type: none"> party treats, balloons, hats as in large group <i>Option 1:</i> party games or relationship building activities <i>Option 2:</i> paper and pencils

Small Group Warm-Up: 15 minutes



Purpose: *Get pointed in the right direction! Build relationships and help guests feel at ease. Do the learning readiness activity that will point your group in the right direction for the lesson.*

As kids gather: *Listen to memory verses from last week and give coupons for memory verses, remembering to bring your Bible and bringing a guest.*

Begin with the following:

Some of you might have read the book, *Tom Sawyer*, or saw the movie. In this book, Tom, Joe and Huck were boys about your age. They decided to go off and pretend to be pirates. The whole town believed they drowned.

The town is sad and eventually gathers in the church for the boys' funeral. The boys return to town early the morning of the funeral and hide in the balcony of the church. From there, they listen to the minister and relatives talk in glowing terms about how wonderful these boys were! They had a chance to hear what people said about them at their own funeral. But then in the middle of it, they came walking down the center isle much to everyone's surprise and relief.

Today I would like you to imagine you are in the same situation and you can hear what people might be saying about you at your own funeral. We will take turns having each person in our group say something nice that might be said about you at your funeral. In this case, you are like Tom Sawyer and are still alive. You get to hear the nice things said about you!

After kids give their eulogies for each other, continue:

Now think about how the close friends of Jesus felt after he died on the cross. They saw he was dead and laid in the tomb. Even though Jesus told them often that he would raise up again from the dead, they didn't understand or believe it. Instead, they were devastated and terribly sad. Can you imagine what their conversations were like among themselves? What are some of the things you imagine them to say?

Discuss:

Today we will read and examine what really happened. Jesus rose from the dead and because he did, he gives us life after death. **Because Jesus rose from the dead, we have the power of life over death!*

Large Group Overview: 20-30 minutes



Purpose: *Help kids observe what the Bible says. Present the Bible event in creative fashion. Help kids begin to interpret what it means.*

Bible Reading: John 20:10-18

Object Lesson: Christ Candle will illustrate resurrection.

Farewell Letter: Examples from evangelist D.L. Moody and atheist Robert Ingersoll regarding death.

Surprise Doors! Party materials help children understand heaven.

Small Group Application: 20-25 minutes



Purpose: *Help kids map out the meaning of the Bible event in their lives. Use the questions to stimulate discussion, but don't feel tied to them. Allow the Holy Spirit to guide you. Include personal examples from your own faith journey. The example of Christ at work in your life will leave lasting impressions of how Christ can work in the children's lives.*

Use your Bibles! Children need to learn how to look up references and follow along when scripture is read aloud. Allow for quality time of prayer at the close of the lesson. Our process of learning to use the Bible involves three types of questions. Observation Questions ask, "What happened?" Or, "What does it say?" Interpretation Questions ask, "What does this mean?" Finally, Application Questions ask, "What does this mean to me?" This question helps the student discover how to best apply it to his or her life.

For this lesson, these questions are grouped around the Bible verses being examined so that the questions follow a logical progression of thought.

Observation and Interpretation Questions

Read (or have a volunteer read) Romans 8:11.

Who lives inside you according to this verse? *(The Spirit of the one who brought Jesus back to life.)*

How do you know the Holy Spirit lives inside you? *(If you have faith in Jesus as your Savior, the Holy Spirit lives inside you, giving you the power to believe. See Romans 8:9.)*

If God's Spirit lives inside you, then what will God do for your earthly body? *(Verse 11b. He will make it alive.)*

Read Philippians 3:21 to learn what our heavenly bodies will be like.

After our life on earth is over, what will our bodies be like in heaven?
(Like Jesus' glorious (resurrected) body.)

Read 1 John 3:2.

What will we be like? *(We will be like Jesus because we will see him as he is.)*

The book of Revelation gives us a picture of what is happening in heaven. As we read the next Bible passage, think about what heaven might be like.

Read Revelation 21:3-4.

What will heaven be like? *(We will live face to face with God. We will have no more sorrows.)*

What do you think might be the best thing about heaven?

Let the students freely discuss. Then help them see that the best thing is not just being pain free with perfect bodies.

The best thing is that we get to enjoy God in a very personal way. We will fully experience the love he has for us, and see Jesus who gave his life for us to make it all possible. It will be a party, but most importantly, a party celebrating how wonderful God is!

Application Activity:

Option 1: Play party games or enjoy activities that encourage relationship building. This is one picture of heaven: a celebration! But the best part of the heavenly celebration is that we are celebrating how wonderful God is. It will be more fun than even an amusement park!

Option 2: Have each of the children write a letter like Dwight Moody, that might be read a hundred years from now. It should be a message to all those who knew them, expressing where they believe they will be and what they believe they will be doing! Have them read these letters to each other when they are finished.

Let's imagine that it is a hundred years from now and you have finished God's purpose for you on earth.

Since you trust Jesus as your Savior, you can be sure that you are with him in heaven. Some of your children or grandchildren find a letter in the attic that you wrote when you were 11 years old. In that letter, you tell them where you expect to be in a hundred years – in heaven! You also tell them how to get to heaven and what it is like. Write that letter now. Then you might even want to save it so that someday someone else might read it!

****Because Jesus rose from the dead, we have the power of life over death!***

Closing Prayer:

Be sensitive to how your kids have responded to this lesson. Are all sure of their salvation? Are some preoccupied with the fear of dying? Include in your prayers whatever is needful in this situation. Invite all the kids to thank God for the gift of life everlasting with God in heaven...even with new bodies...because of Jesus' death and resurrection. For those that aren't sure if Jesus is their Savior, invite them to place their trust in him and tell God "thank you" for all he has done for them.

Safety and Security: Safety and security procedures are important for each church to carefully define and implement according to their unique needs. The security, safety, illness and accident procedures described in this curriculum are provided for example purposes only and may not be appropriate, applicable or adequate for every situation. Each church is responsible for determining whether any security, safety, illness and accident procedures contained in the curriculum are appropriate, applicable or adequate for its unique situation. The activities described in this curriculum require adult supervision and may not be suitable for each child and each situation. Each church is responsible for ensuring that adequate adult supervision is provided for all activities and for determining whether an activity is appropriate for each child and each situation. Kids Kount Publishing disclaims all liability for the implementation of any procedures or the performance of any activities described in this curriculum.

Large Group Presentation: 20-30 minutes

Resurrection—Jesus Is Alive

Supplies:

- *a Christ Candle—this can be a large thick plain white candle or it can have some ornamentation that signifies it as a Christ Candle*
- *two white taper candle and candle holders*
- *matches or lighter*
- *instrumental background music*
- *party supplies behind a door*

Throughout the series, a Christ candle will be lit for large group. This can be a large white candle, or even one specially decorated as a Christ candle. The flame on the candle will be used each week to picture what Jesus is doing now. Other candles (or even flash paper on the last week) will be used to illustrate the lesson of the day. As candle(s) are lit, turn the lights down low. Make this a special contemplative moment by including some background instrumental music during the presentation.

INTRODUCTION

When you think about Jesus, you might think mostly of what he did during his earthly ministry. For example, he performed miracles, he taught people, and he spent time with his disciples. Finally, Jesus died on the cross, which was his number one mission on earth. But do you ever think about what Jesus did after that? Do you ever think of what Jesus is doing now? That's what we will investigate these next few weeks. Jesus now!

Today, we will learn about the resurrection of Jesus. He is alive now and because of that, we too, will someday have a new body like his resurrected body.

READING THE BIBLE: JOHN 20:10-18

To help with the Bible reading, select a girl to read the part of Mary Magdalene. Introduce her in the following way:

May I introduce Mary Magdalene. She was a very close friend of Jesus during his earthly ministry. She was there on Friday when he died on the cross and she was heart-broken. Now, it's early Sunday morning. She went to the tomb and found the stone rolled away. She returned to tell the disciples. Peter and John ran to see for themselves. Then she returned. She didn't understand that Jesus was alive. Instead, she thought someone stole his body. She was saddened all the more. This is what happened:

Instruct “Mary” volunteer to read the portions (John 20:10-18) that are capitalized in this text.

“So the disciples went back home. Mary, however, stood there and cried as she looked at the tomb. As she cried, she bent over and looked inside. She saw two angels in white clothes. They were sitting where the body of Jesus had been lying. One angel was where Jesus’ head had been, and the other was where his feet had been. The angels asked her why she was crying.

Mary told them, “THEY HAVE REMOVED MY LORD, AND I DON’T KNOW WHERE THEY’VE PUT HIM.

After she said this, she turned around and saw Jesus standing there. However, she didn’t know that it was Jesus. Jesus asked her, “Why are you crying? Who are you looking for?

Mary thought it was the gardener speaking to her. So she said to him, “SIR, IF YOU CARRIED HIM AWAY, TELL ME WHERE YOU HAVE PUT HIM, AND I’LL REMOVE HIM.”

Jesus said to her, “Mary!”

Mary turned around and said to him in Hebrew, “RABBONI!” (This word means “teacher.”)

Jesus told her, “Don’t hold on to me. I have not yet gone to the Father. But go to my brothers and sisters and tell them, ‘I am going to my Father and your Father, to my God and your God.’”

Mary from Magdala went to the disciples and told them, “I HAVE SEEN THE LORD.” She also told them what he had said to her.

CHRIST CANDLE AS AN OBJECT LESSON

Begin with light instrumental music in the background to create a contemplative mood. Maintain throughout the following presentation.

Can you imagine how her sadness now changed to joy?! Still there was more she had to learn about the resurrection of Jesus. Because Jesus was raised to life and given a new heavenly body, someday we too, will be given a new heavenly body. Let’s look at these symbols that will help us tell the story.

Light the Christ candle.

Jesus came as the light of the world. He lived among people as a human even though he was the Son of God. This is like the lighted Christ candle.

But Jesus' mission was to give his life as a sacrifice on the cross. It was at the moment when Jesus experienced the darkness of all sin. He said, "*It is finished*," and gave up his spirit.

Light the white taper candle from the Christ candle.

His spirit went to the presence of his Heavenly Father.

He died a physical death.

Blow out the Christ candle.

But he did not stay dead. Three days later, he rose from the dead.

Light the Christ candle by holding the flame near the smoking wick so that the flame will jump and re-ignite the Christ candle. Set the other candle aside, but let it stay lit.

Jesus had a new resurrection body. It's the same one that he has today in heaven. His body is perfect and free from any pain, sickness or disease.

Hand another candle to the volunteer reading Mary's lines. Invite her to light this candle from the Christ candle as you continue.

Mary's sadness at the death of Jesus had been turned to great joy! People who now trust Jesus as their Savior, have their sins paid for by what Jesus did on the cross for them. They have the promise that they will someday, when their purpose on this earth is finished, be called home to heaven and have perfect resurrection bodies much like what Jesus has. They will have no more sadness and sickness, no more death or depression.

Romans 8:11 is another Bible verse that describes this:

(Option: you might have the Mary volunteer read this if she is a strong reader.)

"Does the Spirit of the one who brought Jesus back to life live in you? Then the one who brought Christ back to life will also make your mortal bodies alive by his Spirit who lives in you."

FAREWELL LETTER

Option: Involve two more adults so separate individuals can read the different quotes in this example.

Let's hear from two famous men about their views on death and resurrection.

Two men lived about the same time in the 1800s. Both died in 1899. Both were prominent speakers in their day. One spoke with certainty that God was real, that Jesus his Son, provided a certain hope of the resurrection so that we might live with God forever. His name was Dwight Moody. The other man spoke with all of his might that the God of the Bible did not exist. He said that no one could prove that God even existed. His name was Robert Ingersoll.

When his brother died, Robert Ingersoll said something like:

"Life is a narrow valley between the cold and barren peaks of two eternities. We strive to look beyond the peaks, but we cannot see. We cry aloud and the only answer is the echo of our wailing cry. From the voiceless lips of the dead comes no word."

When Robert Ingersoll died, there was no hope or mention of life beyond the grave—only sadness and loss.

That same year, the famous Christian preacher Dwight Moody died. A few hours before his death, he awoke from sleeping. He saw a vision of the glory that awaited him. He said:

"Earth recedes. Heaven opens before me. If this is death, it is sweet! There is no valley here. God is calling me, and I must go. This is my triumph; this is my coronation day! It is glorious!"

Dwight Moody had earlier written this message long before his death.

"Some day you will read in the papers that D.L. Moody of East Northfield is dead. Don't you believe a word of it! At that moment, I shall be more alive than I am now; I shall have gone up higher, which is all, out of this old clay tenement into a house that is immortal—a body that death cannot touch, that sin cannot taint; a body fashioned like unto his glorious body. I was born of the flesh in 1837. I was born of the Spirit in 1856. That which is born of the flesh may die. That which is born of the Spirit will live forever."

Let's close in prayer.

Gracious Lord, thank you that we, too, can have confidence of life forever with you—just like this person, Dwight Moody. Let us have a full and meaningful life here serving you. When it's time for you to call us into your heavenly home, we thank you that we will have a better life in heaven. Thank you for giving us perfectly resurrected bodies then. Best of all, thank you for Jesus, who makes it all possible and his promise that we will one day live with him face to face. In Jesus' name, Amen.

SURPRISE BEHIND THE DOOR

In advance, prepare party supplies behind a door located in your room. Another option would be to prepare the party supplies outside and go outside to finish the lesson. Advise shepherds that when the presenter says, "Let's party!" they should come get the supplies and start tossing them to the kids. They can start batting blown up balloons, toss small candies out to kids, blow bubbles, throw crepe paper streamer rolls, noisemakers, etc. OPTIONAL: Play party music such as "Don't Worry, Be Happy."

Behind this door is something that reminds us of heaven.

Open the door.

Hey, let's party.

Shepherds come forward and begin the festivities. After about five minutes, calm the kids down and direct their attention back to the presenter.

Will heaven be like that? How will it be different? What questions do you have about heaven? You can talk more about this in your small group discussion.

Death can now be like a door for those who know Christ. On the other side is a big party happening. There will be no sad times, but rather, like a party and a celebration enjoying God himself. We will have perfect bodies and perfect fun together! **Because Jesus rose from the dead, we have the power of life over death!*