



SUPPLY LIST

Winter - Year 2

Lessons 28-48

Stewardship Note: Kids Kount Publishing recommends using a wide variety of resources with our lessons. This supply list is a guide. Our curriculum is meant to be adaptable, and this includes your selection of supplies. Feel free to substitute videos and crafts similar to the ones suggested. Check for items you may have on hand and adapt as needed. You may be able to use videos from your city library, video rental store, and members of your congregation or other churches.

If you are comfortable ordering over the Internet, new and used sources are available for videos and supplies at various prices.

Your ideas are a major resource in making this curriculum work for your children's ministry. You can help others by emailing your suggestions to info@kidskountpublishing.com.

Each lesson has a “*God Talk At Home*” sheet, one per child (We suggest you copy the coloring sheet on the back of the *God Talk At Home*.)

LESSON 28

Large Group Opening

Puppet Presentation:

- Bubba puppet
- Bible

Bible Event:

- Elijah costume
- Bible
- blue tarp
- stool
- Optional: potted tree

Small Group Application

Activity 1: Craft

- copy the two Appendices back-to-back and assemble as a booklet before class, one per child
- crayons
- *Activity 2: Snack*
- napkins, cups, water or juice
- fork for each child
- waxed paper

Kingdom Quest Year 2 - Supply List - 1

- Option 1: squares of bologna or thin slices of hot dog
- chunks of bread
- Option 2: fruits or vegetables

Activity 3: Game

- clean clothespins
- two chunks of bread per child
- two bowls with bread divided into them
- masking tape

Large Group Wrap-Up

- your choice of music
- Albie puppet
- Example of craft
- Example of snack

LESSON 29

Large Group Opening

Puppet Presentation:

- Judy puppet
- Advent wreath with four candles of four different colors
- matches
- Optional: candle snuffer
- Bible

Bible Event:

- large gift wrapped box with lid wrapped separately, containing:
- Bible
- gray wig or mask of old person or pictures of Zechariah
- incense and a holder and matches
- white robe
- baby blanket
- scroll

Small Group Application

Activity 1: Craft

- copies of Appendix A on cardstock, one per child; cut off bottom portion before class
- crayons or markers
- one stick-on-bow per child
- removable tape

Activity 2: Snack

- napkins, cups, water or juice
- traditional shape mini pretzels
- mini Ritz Bits with cheese in middle or grapes, one per child
- Bugle snacks or celery stick, one per child

Activity 3: Game

- room divider or sheet rigged up to hide behind

Large Group Wrap-Up

- your choice of music
- Albie puppet
- Example of craft
- Example of snack

LESSON 30

Large Group Opening

Puppet Presentation:

- Bubba puppet
- Advent wreath
- lighter
- optional: candle snuffer
- Bible

Bible Event:

- Mystery Box containing:
 - Bible
 - From a large nativity set, an angel, Mary, Joseph and manger
 - Option: substitute flannel board and characters

Note: For the next few weeks, the presenter will be using a nativity set to tell the Bible event. The nativity must be large enough for all to see.

Small Group Application

Activity 1: Craft

Before copying Appendix, fill in the blanks

- Copy of Appendix, one per 2 children (cut in half)
- tape
- crayons or markers
- one cardboard tube per child (toilet paper tube or gift wrap tube or paper towel tubes cut into shorter lengths)
- gift wrap cut to cover the tubes and extend 6" beyond the tubes in length
- chenille wires, cut in 4 pieces, one per two children
- labels that say: A Special Gift
- four pieces of candy

Activity 2: Snack

- napkins, cups, water or juice
- Special Christmas treat of your choice (Christmas cookies, cupcakes, raisins or strawberries)

Activity 3: Game

- none

Large Group Wrap-Up

- your choice of music
- Albie puppet
- Example of craft
- Example of snack

LESSON 31

Large Group Opening

Puppet Presentation:

- Judy puppet
- Advent wreath from last week
- lighter (candle snuffer is optional)
- Bible

Bible Event:

- Nativity set
- Mystery box containing:
 - Bible,
 - sheep, shepherds and two or more angels (from nativity set)
 - Optional, Christmas tree

Small Group Application

Activity 1: Craft

- Appendix A, copied on cardstock, one per two children; cut in half
- crayons or markers
- scissors
- stapler
- glue sticks
- 24" length of 1" wide ribbon
- Optional: one jingle bell tied on a 6" piece of yarn, one per child

Activity 2: Snack

- napkins, cups, water or juice

Option One:

- ½ graham cracker per child
- green frosting
- 3 small marshmallows per child
- plastic knives

Option Two:

- saltines, grapes, carrot sticks

Activity 3: Game

- large empty wrapping paper tube each team (if unavailable, make one by rolling up newspapers)
- masking tape

Large Group Wrap-Up

- your choice of music
- Albie puppet
- Example of craft
- Example of snack

LESSON 32

Large Group Opening

Puppet Presentation:

- Bubba puppet holding a small package with fancy wrapping
- Bible
- Advent wreath with extra candle in the center, the Christ candle
- lighter and optional candle snuffer

Bible Event:

- Nativity Set (on altar or table)
- Mystery Box containing: Incense (stuck in a piece of clay to hold upright) and lighter
- “gold” coins
- fragrant spice or talcum powder (myrrh) in a fancy bottle
- star (ornament or paper)
- Bible
- (from the nativity set) wise men and camels

Small Group Application

Activity 1: Craft

- Copies of Appendix A, one per child
- crayons
- glue sticks
- sequins or tissue paper squares

Activity 2: Snack

- napkins, cups, water or juice
- Corn Pops cereal or your choice of fruits, vegetables or nuts

Activity 3: Game

- 4 x 4 inch squares of wrapping paper
- tape
- timer
- two poster boards (or 2 large sheets of newspaper)

Large Group Wrap-Up

- your choice of music
- Albie puppet
- Example of craft
- Example of snack

LESSON 33

Large Group Opening

Puppet Presentation:

- Judy puppet holding a small photo album
- Bible

Bible Event:

- Bible
- Child-sized costume for boy Jesus, Mary and Joseph
- microphone

Small Group Application

Activity 1: Craft

- Appendix A, one per child (Appendix is the same as the color page this week.)
- crayons or markers
- 8" length of ribbon or yarn per child

Activity 2: Snack

- napkins, cups, water or juice
- your choice of three or four foods for a trail mix

Activity 3: Game

- small toy male person such as a Lego
- blindfold
- lightweight ball or ball made from a wadded up piece of newspaper

Large Group Wrap-Up

- your choice of music
- Albie puppet
- Example of craft
- Example of snack

LESSON 34

Large Group Opening

Puppet Presentation:

- Bubba puppet
- Bible

Bible Event:

- Option One: Bible
- Option Two: TV, VHS or DVD player and video: "John the Baptist" from Animated Stories from the New Testament by Nest Entertainment—order from www.nestfamily.com. Link to Children's Bible Stories in the left margin. Type "John" in the search box and enter. Order as instructed.

Small Group Application

Activity 1: Craft

- copies of both Appendices; copy the large water drop onto blue (or white) cardstock, one per child and other on regular paper, one per child
- scissors for 5's; **precut for 4's**
- paper punch
- 12" of yarn or string per child
- glue sticks
- *crayons or markers*

Activity 2: Snack

- napkins, cups, water
- apples
- knife

Activity 3: Game

- large tarp or towels

- 5 gallon bucket of water
- empty 5 gallon bucket
- one paper cup for each child
- timer
- masking tape

Large Group Wrap-Up

- your choice of music
- Albie puppet
- Example of craft
- Example of snack

LESSON 35

Large Group Opening

Puppet Presentation:

- Judy puppet holding a "Good Student Award" (computer award print out)
- Bible

Bible Event:

- Chair or stool
- microphone
- optional: decorate stage with plants and fake stones

Small Group Application

Activity 1: Craft

- Copy Appendix A on cardstock, 1 per child
- gray or brown construction paper
- glue sticks

Activity 2: Snack

- napkins, cups, water or juice
- half slice bread (or tortilla) per person
- soft butter
- plastic knives
- cinnamon/sugar mixture
- Option: letter cereal

Activity 3: Game

- masking tape
- crumpled newspaper "rocks"

Large Group Wrap-Up

- your choice of music
- Albie puppet
- Example of craft
- Example of snack

LESSON 36

Large Group Opening

Puppet Presentation:

- Bubba puppet holding a fishing pole (dowl rod, string and paper clip on end)
- Bible

Bible Event:

- none

Small Group Application

Activity 1: Craft

- lunch size paper bag, one per child
- newspapers
- masking tape
- crayons or markers
- googly eyes or dot stickers
- label that says: I am a fisher of men.

Activity 2: Snack

- napkins, cups, water or juice
- Option 1, one banana for 4 children
- three stick pretzels per child
 - plastic knife

Option 2, fish crackers

Activity 3: Game

- three copies of Appendix A, cut apart
- blanket or room divider
- fishing rod made from a dowl rod with string attached and a clothespin on the end of the string
- bowl with small pieces of candy and/or stickers for prizes

Large Group Wrap-Up

- your choice of music
- Albie puppet
- Example of craft
- Example of snack

LESSON 37

Large Group Opening

Puppet Presentation:

- Judy puppet holding a stuffed dog with it's paw wrapped in a bandage
- Bible

Bible Event:

- Six child sized Biblical costumes
- mat or folded blanket
- Optional: microphone

Small Group Application

Activity 1: Craft

- Appendix A, 1 per 4 children

- crayons or markers
- glue sticks
- ½ piece of construction paper per child
- 3 strips per child of construction paper cut into 1/2" x 8 1/2"
- 4 strips per child of construction paper cut into 1/2" x 5 1/2"
- safety scissors
- label saying: Jesus heals a man who could not walk.

Activity 2: Snack

- napkins, cups, water or juice
- one stick pretzel per child
- one Club cracker each child
- ½ slice of American cheese or deli meat for each child

Activity 3: Game

- masking tape
- one scooter, rolling chair or wagon per team
- heart stickers
- chair for shepherd

Large Group Wrap-Up

- your choice of music
- Albie puppet
- Example of craft
- Example of snack

LESSON 38

Large Group Opening

Puppet Presentation:

- Bubba puppet holding a picture of his mother (can be from internet.)
- Bible

Bible Event:

- 5 child sized Biblical costumes
- mat or sleeping bag
- microphone

Small Group Application

Activity 1: Craft

- Appendix A copied on cardstock, one page per two children
- paint brushes
- watercolors
- crayons
- newspapers to cover table

Activity 2: Snack

- napkins, cups, water or juice
- stick pretzels
- Option 1: fruit cocktail
- spoon

- squat cups
- Option 2: buttered bread cut into 1" pieces
- plastic knife

Activity 3: Game

- none

Large Group Wrap-Up

- your choice of music
- Albie puppet
- Example of craft
- Example of snack

LESSON 39

Large Group Opening

Puppet Presentation:

- Judy puppet holding a small blanket
- Bible

Bible Event:

- stool
- Bible
- microphone

Small Group Application

Activity 1: Craft

- Appendix A on cardstock, 1 per child
- crayons
- blue markers
- spray bottle filled with water
- newspaper for table

Activity 2: Snack

- napkins, cups, water or juice
- unfrosted cookie
- blue frosting
- small bear crackers
- plastic knives
- teaspoon

Activity 3: Game

- masking tape
- cotton balls

Large Group Wrap-Up

- your choice of music
- Albie puppet
- Example of craft
- Example of snack

LESSON 40

Large Group Opening

Puppet Presentation:

- Bubba puppet
- Bible

Bible Event:

- adult sized Bible costume
- cane
- microphone
- Bible

Small Group Application

Activity 1: Craft

- Copy of Appendix A, one per child
- safety scissors
- stapler
- crayons
- optional, heart sticker

Activity 2: Snack

- napkins, cups, water or juice
- lunch sack containing snack of your choice

Activity 3: Game

- masking tape
- facial tissues
- blindfolds, one for every two children

Large Group Wrap Up

- your choice of music
- Albie puppet
- Example of craft
- Example of snack

LESSON 41

Large Group Opening

Puppet Presentation:

- Judy puppet holding a tissue
- Bible

Bible Event:

- 5 child sized costumes
- roll of toilet paper to wrap Lazarus
- microphone

Small Group Application

Activity 1: Craft

- Appendix A on cardstock, 1 per child
- crayons or markers
- 10" crepe paper streamers, 3 per child
- glue sticks

Activity 2: Snack

- napkins, cups, water or juice
- elf cookies
- tortillas
- butter
- cinnamon/sugar mixture
- plastic knives
- pizza cutter or food scissors for shepherd

Activity 3: Game

- rolls of toilet paper
- several rolls of tape

Large Group Wrap-Up

- your choice of music
- Albie puppet
- Example of craft
- Example of snack

LESSON 42

Large Group Opening

Puppet Presentation:

- Bubba puppet holding several pieces of wrapped candy (may have to put them in a clear plastic bag)
- Bible

Bible Event:

- masking tape
- stick horse
- microphone
- Imagination Box containing:
 - Copies of Appendix A palm branches, one per child
 - child sized Jesus costume
- Bible
- several robes or large pieces of fabric

Small Group Application

Activity 1: Craft

- Copy of Appendix A (can re-use ones from Bible event if they are not too wrinkled)
- safety scissors
- green crayons or markers
- one craft stick per child
- tape
- optional: label with take home point, one per child

Activity 2: Snack

- napkins, cups, water or juice
- oval crackers

- green frosting
- plastic knives
- straight pretzels

Activity 3: Game

- masking tape
- one set of donkey ears (Appendix B) per team (attach to a headband)

Large Group Wrap-Up

- your choice of music
- Albie puppet
- Example of craft
- Example of snack

LESSON 43

Large Group Opening

Puppet Presentation:

- Judy puppet with heart taped to hand
- Bible

Bible Event:

- Bible
- 3 child sized costumes, including one pair sandals and a long wig or hair extension
- spray perfume bottle
- wash cloths
- two money bags, one larger than other (can draw \$ on paper bag)

Small Group Application

Activity 1: Craft

Option 1:

- Appendix marked Option 1, one per child
- crayons or markers
- spray perfume, optional

Option 2:

- Appendix marked Option 2, one per child
- tempera paint
- small Styrofoam plate
- wet wipes
- spray perfume

Activity 2: Snack

- napkins, cups, water or juice
- oval crackers
- soft cream cheese or cheese spread
- plastic knives
- 5 raisins or chocolate chips per child

Activity 3: Game

- scented wet wipes
- bag for disposing of wet wipes

Large Group Wrap-Up

- your choice of music
- Albie puppet
- Example of craft
- Example of snack

LESSON 44

Large Group Opening

Puppet Presentation:

- Bubba puppet
- Bible

Bible Event:

- chair
- Mystery Box containing:
 - Bible
 - crown
 - sandals
 - basin
 - jug of water
 - towel
 - cross

Small Group Application

Activity 1: Craft

- newspapers to cover table
- fabric markers
- white washcloth for each child or towel material cut into washcloth sized pieces with a large red heart drawn on each one

Activity 2: Snack

- napkins, cups
- cinnamon graham crackers
- milk

Activity 3: Game

- one chair per child

Large Group Wrap-Up

- your choice of music
- Albie puppet
- Example of craft
- Example of snack

LESSON 45

Large Group Opening

Puppet Presentation:

- Judy puppet holding a blanket

Bible Event:

- Bible

Small Group Application

Activity 1: Craft

- Appendix A, 1 copy per 2 children; cut on dotted line
- One sandwich bag per child
- medium size river rock (or make paper mache rocks earlier in week; instructions on internet)
- cotton swabs or paintbrushes
- newspaper to cover table
- several colors of tempera paint
- paper plates for paint
- wet wipes

Activity 2: Snack

- napkins, cups, water or juice
- snack of choice in brown paper bag

Activity 3: Game

- no items needed

Large Group Wrap-Up

- your choice of music
- Albie puppet
- Example of craft
- Example of snack

LESSON 46

Large Group Opening

Puppet Presentation:

- Bubba puppet
- Bible

Bible Event:

- Bible
- man wearing Biblical costume
- stool or chair
- microphone (if needed)

Small Group Application

Activity 1: Craft

- One copy of Appendix per child
- crayons or markers
- Optional: glue, small feathers and small pieces of brown twine

Activity 2: Snack

- napkins, cups, water or juice
- vanilla wafers, one per child
- chocolate chips, two per child
- red licorice cut into 1" pieces

Activity 3: Game

- masking tape
- foam balls or wadded up newspaper taped into balls (pack loosely)

Large Group Wrap-Up

- your choice of music
- Albie puppet
- Example of craft
- Example of snack

LESSON 47

Large Group Opening

Puppet Presentation:

- Judy puppet holding a colored color sheet for the week
- Bible

Bible Event:

Mystery Box containing:

- Bible
- palm branch
- perfume
- washcloth
- branch/stick from tree
- hand cuffs
- cross

Small Group Application

Activity 1: Craft

- 2 palm leaves per child
- stapler
- string or yarn

Activity 2: Snack

- napkins, cups, water or juice
- graham crackers
- chocolate frosting
- powdered sugar
- plastic knife
- small spoon

Activity 3:

- masking tape

Large Group Wrap-Up

- your choice of music

LESSON 48

Large Group Opening

Puppet Presentation:

- Bubba puppet holding a small Easter basket
- Bible

Bible Event:

- microphone
- Bible

- homemade tomb large enough for child to get behind. Make from: Option One: large box with bean bag chair in front of entrance. Option Two: sheet covering room dividers or tables with bean bag chair or cardboard rock over entrance

Small Group Application

Activity 1: Craft

- half sheet of green cardstock per child; hot glue gun bottom half of a plastic egg to the center of the paper (the top half can be removed)
- items to decorate the picture (Easter grass, flower stickers, angel stickers, etc.)
- glue
- crayons or markers
- label with take home point or write it at top of each craft

Activity 2: Snack

- napkins, cups, water or juice
- Option 1: Easter cake or cookies
- Option 2: plastic eggs filled with jellybeans


Activity 3: Game

- roll of toilet paper for each team of four
- tape

Large Group Wrap-Up

- your choice of music
- Albie puppet
- Example of craft
- Example of snack


Safety and Security: Safety and security procedures are important for each church to carefully define and implement according to their unique needs. The security, safety, illness and accident procedures described in this curriculum are provided for example purposes only and may not be appropriate, applicable or adequate for every situation. Each church is responsible for determining whether any security, safety, illness and accident procedures contained in the curriculum are appropriate, applicable or adequate for its unique situation. The activities described in this curriculum require adult supervision and may not be suitable for each child and each situation. Each church is responsible for ensuring that adequate adult supervision is provided for all activities and for determining whether an activity is appropriate for each child and each situation. Kids Kount Publishing disclaims all liability for the implementation of any procedures or the performance of any activities described in this curriculum.




**Thank You, God...
for Jesus.**




**Thank You, God,
for
Daily Bread**



**Thank You, God...
for Food.**



**Thank You, God...
for Family.**





An Invitation for You

What: _____

When: _____

Where: _____

Time: _____



An Invitation for You

What: _____

When: _____

Where: _____

Time: _____

Angels praised God!



Shepherds praised God!



I praise God!


Angels praised God!




Shepherds praised God!

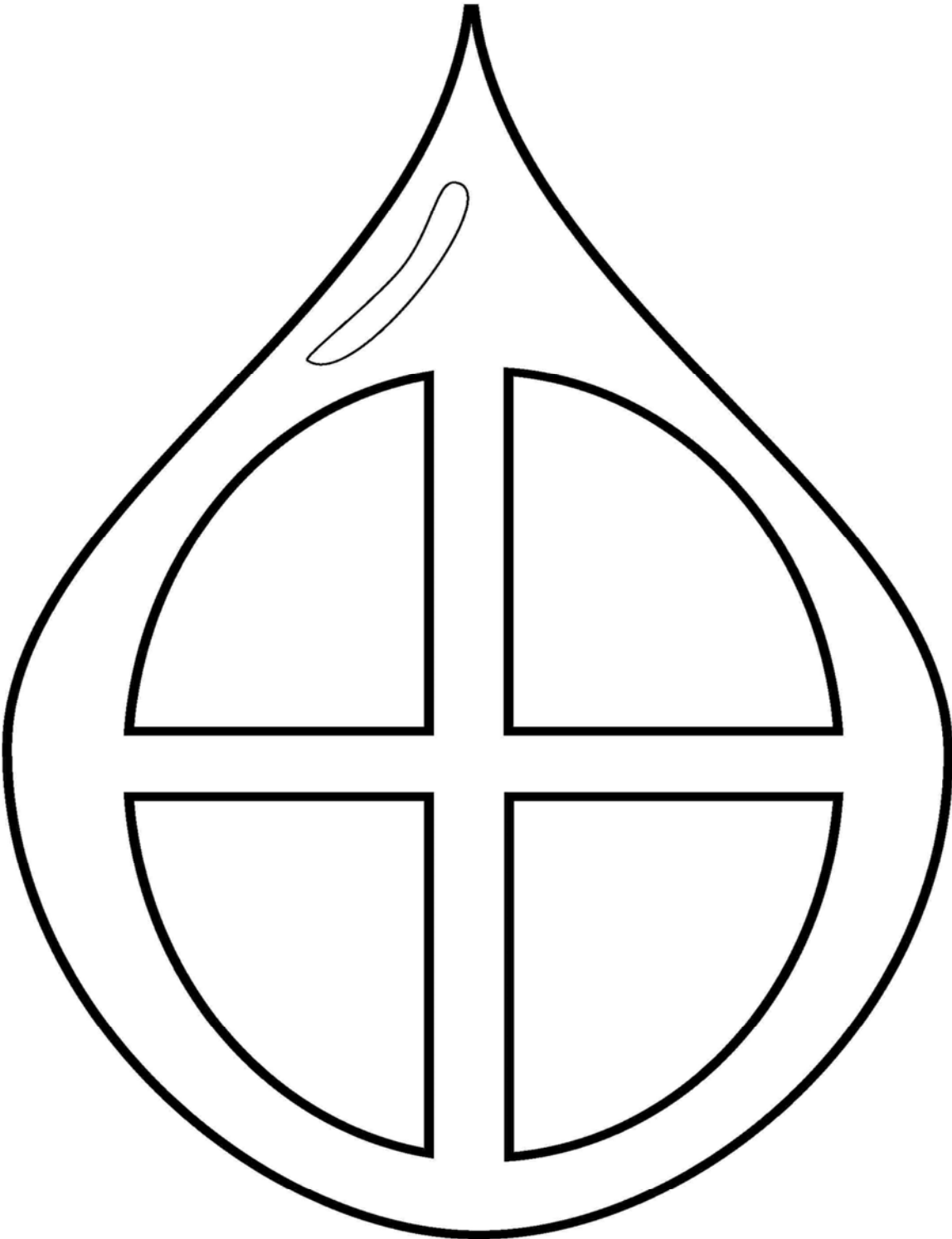


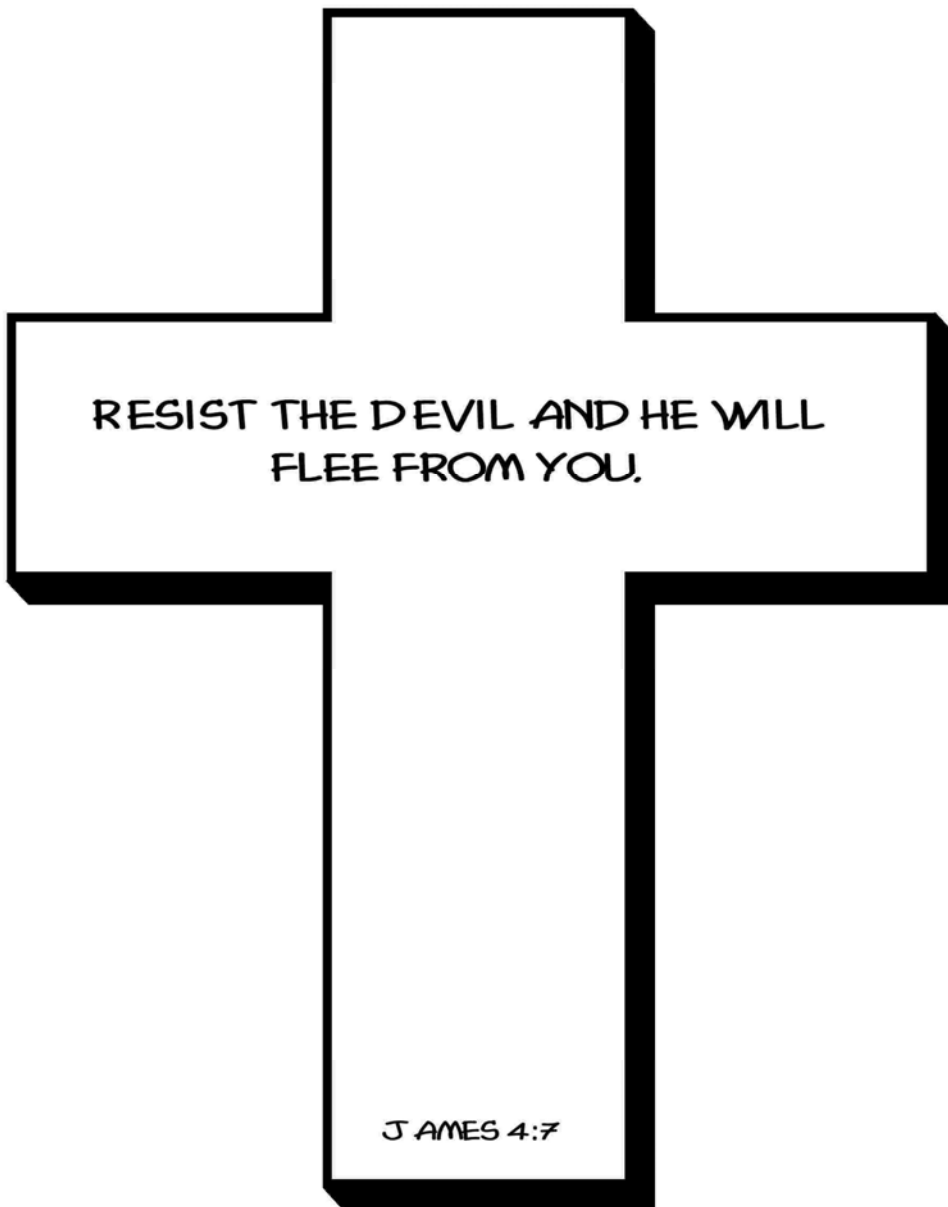
I praise God!

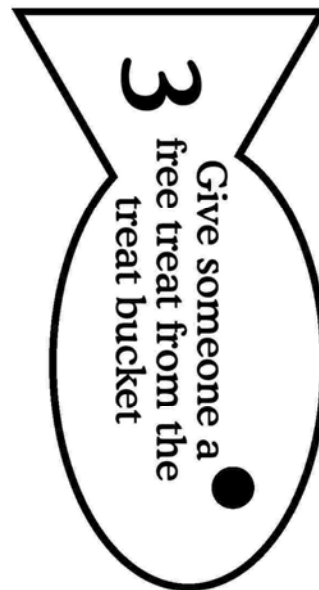
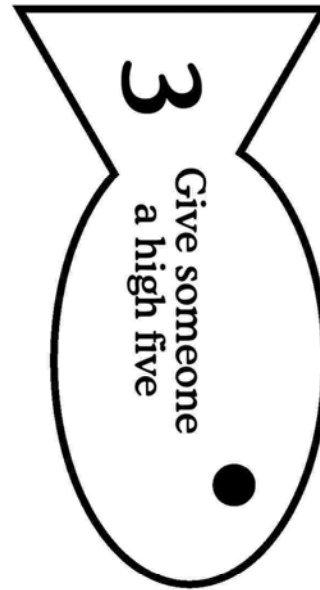
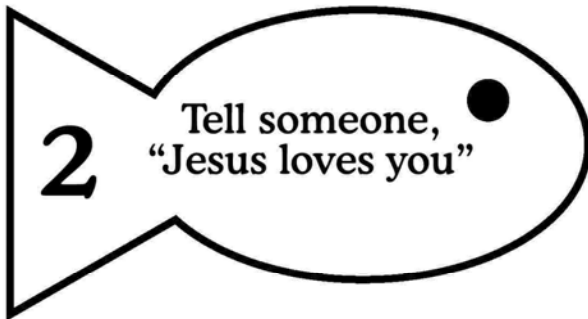


I give God my best!











Lesson 37 – Lame Man Template







Jesus Walks on Water
Matthew 14: 22-33



When I pray...


Jesus listens

Because he loves me

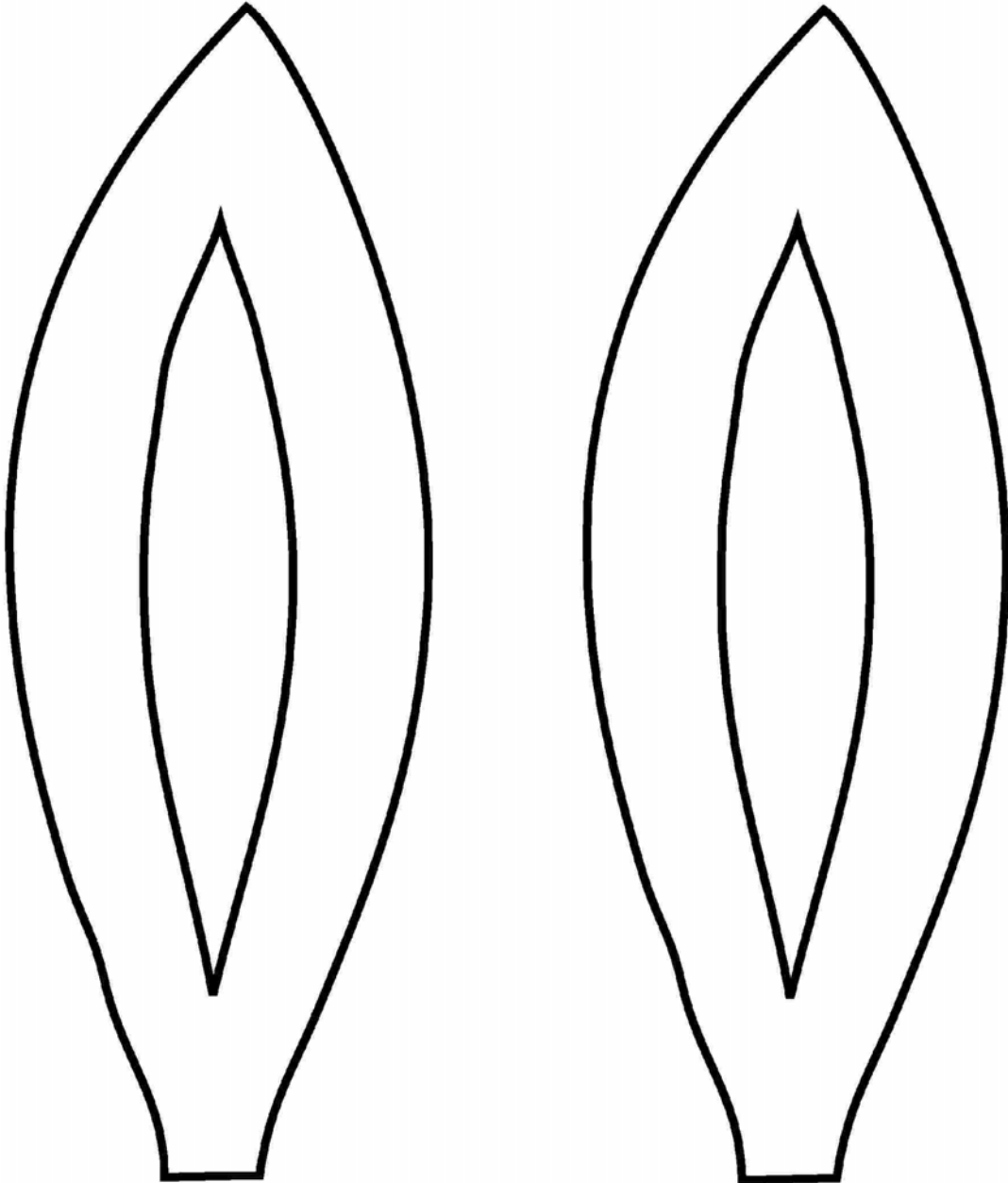
He answers my prayers

Jesus Raises Lazarus

Glue crepe paper streamers here








A sinful woman washes
Jesus' feet;
We love Jesus, too.



A sinful woman washes
Jesus' feet;
We love Jesus, too.



PRAYER ROCK

(Author Unknown)

I'm your little prayer rock
and this is what I'll do.
Just put me on your pillow
'til the day is through.

Then turn back the covers
and climb into your bed,
and, whack! your little prayer rock
will bump you on the head.

Then you will remember
as the day is through,
to kneel and say your prayers
as you intended to.


Then when you are finished
dump me on the floor.
I'll stay there through the nighttime
to give you help once more.

When you get up next morning,
clunk! I stub your toe,
so that you will remember
your prayers before you go.


Put me back upon your pillow
when your bed is made,
and your clever little prayer rock
will continue in your aid.

Because your Heavenly Father
cares and loves you so,
He wants you to remember
to talk to Him, you know.

Peter's denial



Jesus goes to trial



*Jesus Gave Himself
for Me*



*Jesus will go
to the cross*



Jesus is arrested