



# SUPPLY LIST

## Fall Year 2

### Lessons 15-27

**Stewardship Note:** Kids Kount Publishing recommends using a wide variety of resources with our lessons. This supply list is a guide. Our curriculum is meant to be adaptable, and this includes your selection of supplies. Feel free to substitute videos and crafts similar to the ones suggested. Check for items you may have on hand and adapt as needed. You may be able to use videos from your city library, video rental store, and members of your congregation or other churches.

If you are comfortable ordering over the Internet, new and used sources are available for videos and supplies at various prices.

Your ideas are a major resource in making this curriculum work for your children's ministry. You can help others by emailing your suggestions to [info@kidskountpublishing.com](mailto:info@kidskountpublishing.com).

#### Lesson 15

##### *Small Group Warm-Up*

- none

##### *Large Group Presentation*

- stage set-up to look like a game show
- microphone for the host
- jazzed up sport coat
- applause sign
- video: *Jesus of Nazareth, Part 1*, produced by Vincenzo Labella, 1992, ISBN 1-56371-137-0

##### *Small Group Application*

- two sided ID card for each kid (p. 8)
- scissors
- pencils

## **Lesson 16**

### *Small Group Warm-Up*

- a variety of art materials such as markers, construction paper, scissors, glue, tissue paper, paints, etc. (Use your imagination!)
- two sheets of 8 ½" X 11" poster board per child

### *Large Group Presentation*

- broom handle
- heavy tape
- sturdy coat hanger
- long overcoat on the hanger
- long pants
- pins
- a head made from a balloon, a Styrofoam wig stand, mannequin, doll, or pillow, etc.
- a bronze hat
- stuffing for the coat
- sling: made from two four-foot ropes, leather strips, or cords (see p. 9)
- 4" x 8" piece of fabric
- five newspaper rock (with masking tape)
- sword - plastic or yardstick
- shepherd headpiece and staff or stick
- stage set-up – microphone for the host
- jazzed up sport coat
- applause sign

### *Small Group Application*

- four plastic spoons (*per student*)
- tape
- scrap paper to tear, wad, and launch

## **Lesson 17**

### *Small Group Warm-Up*

- none

### *Large Group Presentation*

#### *Stage set:*

- three stools at side

#### *Band Instruments:*

- kazoos
- pan and wooden spoon (drum and drum stick)
- toy horn
- harmonica
- stringed instrument
- tambourine, etc.

*Costumes:*

- three pairs of sunglasses
- three baseball caps or other “cool-looking” accessories

*Teaching Props:*

- 20-foot tape rule
- Butane torch, flash paper, or Butane lighter to illustrate fire

*Small Group Application*

- “J” pattern on 8 ½” X 11” cardstock for each student (p. 11)
- half sheets of cardstock for each student
- printed phrase, “When It’s Time to Take a Stand, Lean on Jesus,” on colored paper or labels (p. 10)
- copies of verses to choose and write on the craft (p. 12)
- markers, glue, glitter, etc. for decorating

**Lesson 18**

*Small Group Warm-Up*

- six-inch cardstock circles for each student
- markers

*Large Group Presentation*

- video clip - *Sister Act*, produced by Touchstone Home Entertainment, 1992, ISBN: 0-7888-2986-6
- period appropriate headpiece or costume for the character of Mary
- small note to Mary about answering “no” to all questions during interview (see appendix)
- envelope labeled “The Secret to Greatness”
- sealed inside the envelope are the printed words “Truly Great is Truly Humble”

*Small Group Application*

- plain, ordinary, recycled (clean) materials to decorate the pin. For example: pop can tabs, juice or milk lids, paper scraps, advertisements, etc.
- large safety pins
- glue
- markers

**Lesson 19**

*Small Group Warm-Up*

- 2” x 2” paper squares
- pens
- origami fold sample from small group application

*Large Group Presentation*

- penny candy – enough for whole group & six rounds
- costume for John – easy to put on
- script for the volunteer who plays John (p. 14)
- crown basket made from poster board or large version of the origami fold
- six paper squares, each having a phrase printed on it:

1. Getting acquainted.
2. Hanging out.
3. Feeling close.
4. Helping in time of need.
5. Loving others.
6. Spending great time together.

*Small Group Application*

- copies of square project (p. 15) for origami paper fold activity

**Lesson 20**

*Small Group Warm-Up*

- coupons
- mini candy bars

*Large Group Presentation*

*Props needed:*

- map of Prayer Walk Mall (p. 17)
- butcher paper drawing of each store front, including the store name, hung behind presenter on the wall, from an easel, music stand or other tall stand
- refrigerator box
- step ladder
- giant cardboard clock
- fire extinguisher (with safety seal on)
- large arrow made from a broom handle with two paper triangles stapled to it
- five coupons torn from one of the journal books (p. 25-32)
- large visual text - Lord's Prayer

*Costumes:*

- "Welcome to Prayer Walk Mall" button (p. 16) for presenter
- Shopper #1 – Ragged look
- Shopper #2 – Jogger look

*Small Group Application*

- prayer journal for each student (*separate file*) **IMPORTANT:** Copy the journal front to back so when folded and stapled, the pages are sequential.
- pencils

**Lesson 21**

*Small Group Warm-Up*

- Praise Present Paper Fold for each student (p. 33-34 copied front to back)

*Large Group Presentation*

*Mall Props:*

- any props that help picture a store called Praise Warehouse, such as a sign, cashier's table, or shelves

- presentation sized map of Prayer Walk Mall with stores labeled (see *lesson 20*) An arrow says, "You are here" pointing to Praise Warehouse (This map is just outside the "store.")
- shelf filled with any type of musical instrument such as rhythm instruments or horns
- binoculars or telescope on the table or shelf (*optional*)
- a wrapped present w/bow
- a coupon --- praise warehouse from prayer journal (see *lesson 20*)
- small candy prizes
- praise music playing lightly in the background. (At the closing, sing a familiar praise tune.)
- presenter costume
- oversized nametag

#### *Small Group Application*

- prayer journals
- praise phrases cut into strips (*p. 35-37*)
- colored poster board
- decorative bow
- glue or double-sided tape
- pens or pencils

## **Lesson 22**

#### *Small Group Warm-Up*

- pattern of one inch square for each group of three (*p. 38*)
- scissors
- toothpicks (*optional*)
- paper or signs showing the number of stars and light years

#### *Large Group Presentation*

- props for a store setting such as a cash register and sign with "In the Gap Zone" printed on it
- fill shelves with lists, gloves, crosses
- two oven mitts
- a box of Tic Tac candies
- 1" x 4" paper for "small prayer list" and written on it such things as New TV, Win the soccer game, Gameboy, Invitation to the party, etc.
- big hand with finger pointing number one
- four big signs saying "Trust Jesus as our Savior," "Share my faith at school," "Give me a servant's heart," "A friend comes to know Jesus as Savior"

#### *Small Group Application*

- Praying for Priorities guideline (*p. 39-40*)
- prayer journals

## **Lesson 23**

### *Small Group Warm-Up*

- two flour tortillas (one buttered in advance)
- butter
- cinnamon and sugar
- knife
- plate

### *Large Group Presentation*

- any props that help picture a store called Daily Food Court, such as a sign, cashier's table, or shelves
- presentation sized map of Prayer Walk Mall with stores labeled (from past weeks)—an arrow says, "You are here" pointing to Daily Food Court (This map is just outside the "store.")
- shelf filled with tortillas broken into little pieces and Oreo cookies
- six paper plates (Two of these plates will have a cutout cross or a cross made with a marker in the middle of the plate.)
- two tables for the game
- costume for Dayton Lee Trustin such as an oversized nametag, chef's hat, hair net, sanitation gloves, or apron
- background music of a worship song giving thanks to God

### *Small Group Application*

- prayer journals

## **Lesson 24**

### *Small Group Warm-Up*

- none

### *Large Group Presentation*

- Prayer Walk Mall map
- Lord's Prayer text
- box labeled "Forgiven"
- sign labeled "The Debtinator"
- video camera hooked up to a television and videocassette recorder
- stack of old videotapes and DVDs
- scenario cards (p. 41) --- however many needed for the number of actors chosen
- oversized button-like nametag for store clerk
- jewelry, big hair, hand bags, and cell phone
- Bible with giant play money sticking out
- football
- nametags labeled "shirts" and "skins"
- robber costume
- real or toy microphones
- giant cardboard knob or lever labeled "volume – high, medium, low"

### *Small Group Application*

- one old videocassette
- one videocassette box or case decorated with a cross
- scissors
- prayer journals

## **Lesson 25**

### *Small Group Warm-Up*

- button
- scary Halloween mask (*optional*)

### *Large Group Presentation*

#### *Props needed for the mall:*

- security-related items
- alarms or flashing lights
- presentation sized map of Prayer Walk Mall

#### *Character props:*

- portable earphones
- sound magnifying funnel or megaphone
- alarm demonstration slips (*p. 42*)
- alarm button
- alarm-related candy such as Fireballs, Red Hots, or Hot Tamales

#### *Costumes:*

- nametag for security guard
- security officer or authority figure outfit and/or accessories
- full armor of God costume for a child volunteer

### *Small Group Application*

- prayer journals

## **Lesson 26**

### *Small Group Warm-Up*

- Tic Tacs
- prayer journals

### *Large Group Presentation*

- soft music
- cardboard clock (from Lesson #20)
- other mall props as desired
- prayer journals

### *Small Group Application*

- prayer journals

## **Lesson 27**

### *Small Group Warm-Up*

- alphabet cereal

### *Large Group Presentation*

#### *Costume:*

- alphabet jacket and hat

*Props:*

- easel or chalkboard for scoring
- contestant table
- two stacks of cards: one a stack of letters; the other of categories (p. 43-48)

*Small Group Application*

- different colored markers
- poster board

**Safety and Security:** Safety and security procedures are important for each church to carefully define and implement according to their unique needs. The security, safety, illness and accident procedures described in this curriculum are provided for example purposes only and may not be appropriate, applicable or adequate for every situation. Each church is responsible for determining whether any security, safety, illness and accident procedures contained in the curriculum are appropriate, applicable or adequate for its unique situation. The activities described in this curriculum require adult supervision and may not be suitable for each child and each situation. Each church is responsible for ensuring that adequate adult supervision is provided for all activities and for determining whether an activity is appropriate for each child and each situation. Kids Kount Publishing disclaims all liability for the implementation of any procedures or the performance of any activities described in this curriculum.



**ID CARD FOR**

**Whose Am I?**  
... a child of the Heavenly Father!

- 
- 
- 

(Mention some favorite verses)



**ID CARD FOR**

**Who Am I?**

- 
- 
- 

(Fill in with talents, hobbies, interests)

**ID CARD FOR**

**Whose Am I?**  
... a child of the Heavenly Father!

- 
- 
- 

(Mention some favorite verses)



**ID CARD FOR**

**Who Am I?**

- 
- 
- 

(Fill in with talents, hobbies, interests)

**ID CARD FOR**

**Whose Am I?**  
... a child of the Heavenly Father!

- 
- 
- 

(Mention some favorite verses)



**ID CARD FOR**

**Who Am I?**

- 
- 
- 

(Fill in with talents, hobbies, interests)

**ID CARD FOR**

**Whose Am I?**  
... a child of the Heavenly Father!

- 
- 
- 

(Mention some favorite verses)



**ID CARD FOR**

**Who Am I?**

- 
- 
- 

(Fill in with talents, hobbies, interests)

**ID CARD FOR**

**Whose Am I?**  
... a child of the Heavenly Father!

- 
- 
- 

(Mention some favorite verses)




**ID CARD FOR**


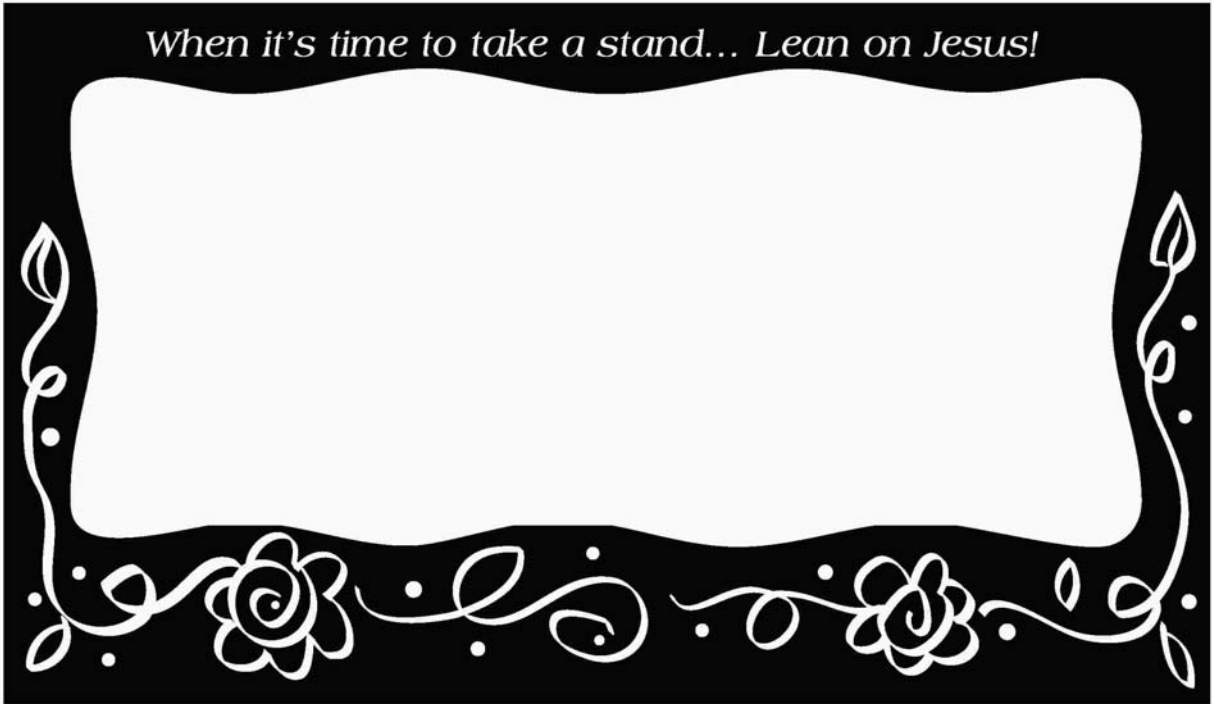
**Who Am I?**

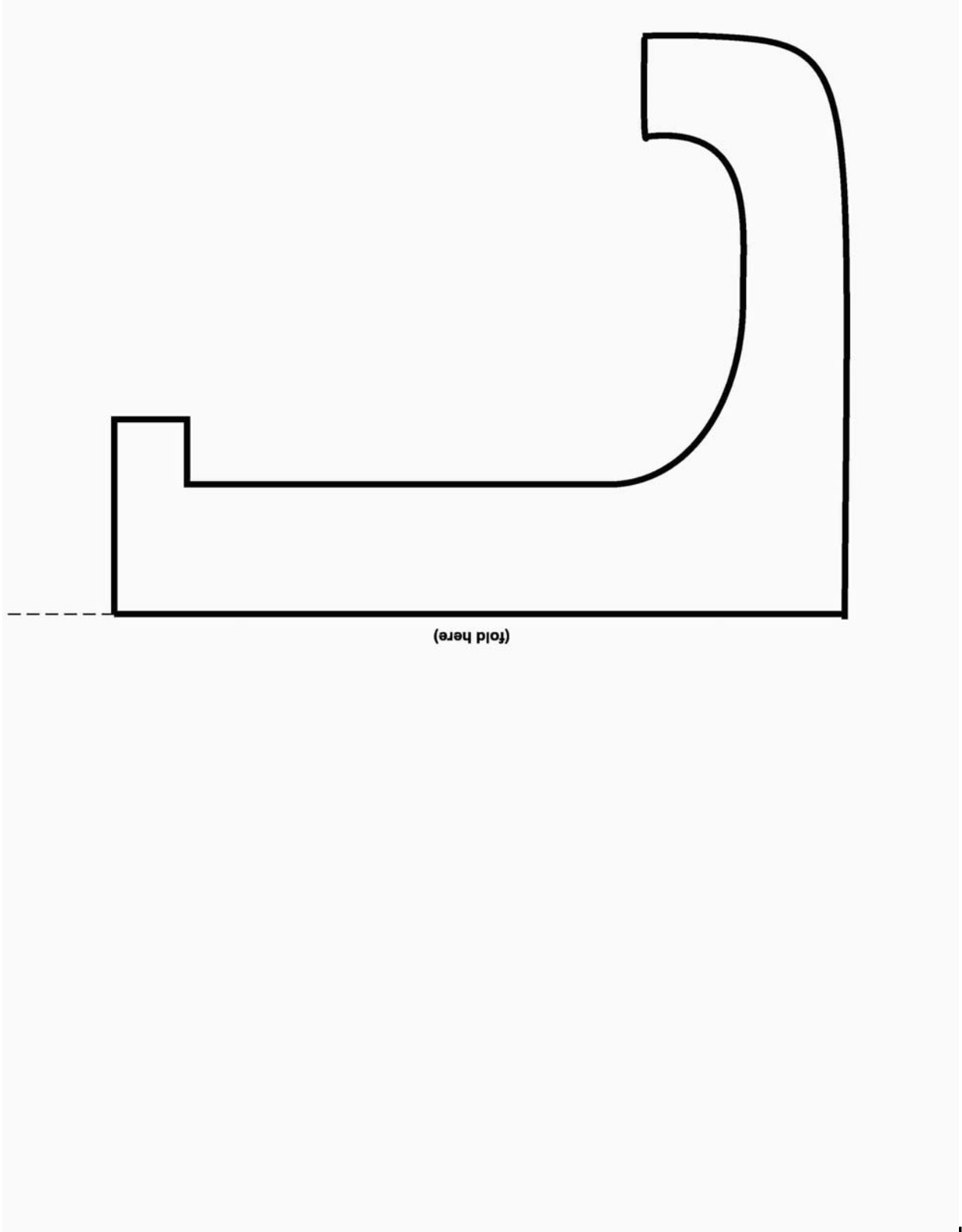
- 
- 
- 

(Fill in with talents, hobbies, interests)

## Slingshot







## Bible Passage Options

### **Exodus 14:13-14**

"...Don't be afraid! Stand still, and see what the Lord will do to save you today...The Lord is fighting for you! So be still!"

### **2 Chronicles 20:17**

...Take up your positions; stand firm and see the deliverance the Lord will give you...Do not be afraid; do not be discouraged. Go out to face them tomorrow, and the Lord will be with you. (NIV)

### **Isaiah 41:10**

Don't be afraid, because I am with you. Don't be intimidated; I am your God. I will strengthen you. I will help you. I will support you with my victorious right hand.

### **Isaiah 41:13**

I, the Lord your God, hold your right hand and say to you, "Don't be afraid; I will help you."

### **Isaiah 43:1-2**

"...Fear not, for I have redeemed you; I have summoned you by name; you are mine... When you walk through the fire, you will not be burned; the flames will not set you ablaze." (NIV)

### **Jeremiah 1:8**

"Don't be afraid of people. I am with you, and I will rescue you," declares the Lord.

### **Zephaniah 3:17**


The Lord your God is with you. He is a hero who saves you.

### **Romans 5:2**

Through Christ we can approach God and stand in his favor.

### **Ephesians 6:13**

For this reason, take up all the armor that God supplies. Then you will be able to take a stand during these evil days. Once you have overcome all obstacles, you will be able to stand your ground.



**Truly Great  
Is To Be  
Truly Humble**

**NOTE FOR MARY**

**I will touch you on the shoulder or arm to signal when you should answer the interview questions.**

**Please answer 'no' to all of the questions.**

Place this label strip on the outside of the envelope:

## **The Secret to Greatness**

Place this label strip on a card or paper and place in the envelope:

**The secret to greatness is that *\*God does great things through humble people.***

Put the card or paper in the envelope and seal it.



*Put this sheet into the volunteer's hand either right after you call him up to the stage or arrange for him to have it beforehand.*

## **Script Page for Audience Volunteer: John the Apostle.**

*Thank you for volunteering!  
Your six responses are listed below.  
Speak them as an answer to the questions that Raz Mattaz asks you.*

### **Get Acquainted**

1. What did John the Baptist call Jesus?

**Lamb of God.**

### **Hang Out**

2. What did Jesus say after you asked him, "Where are you staying?"

**Come and you will see.**

### **Feel Close**

3. When you wanted to ask Jesus something that bothered you, what did you do?

**I leaned in closely.**

### **Help Others**

4. He said to his mother, "Here's your son." What did he say to you?

**Here's you're mother.**

### **Love Others**

5. If this is the way God loved us, how must we act towards others?

**Love others.**

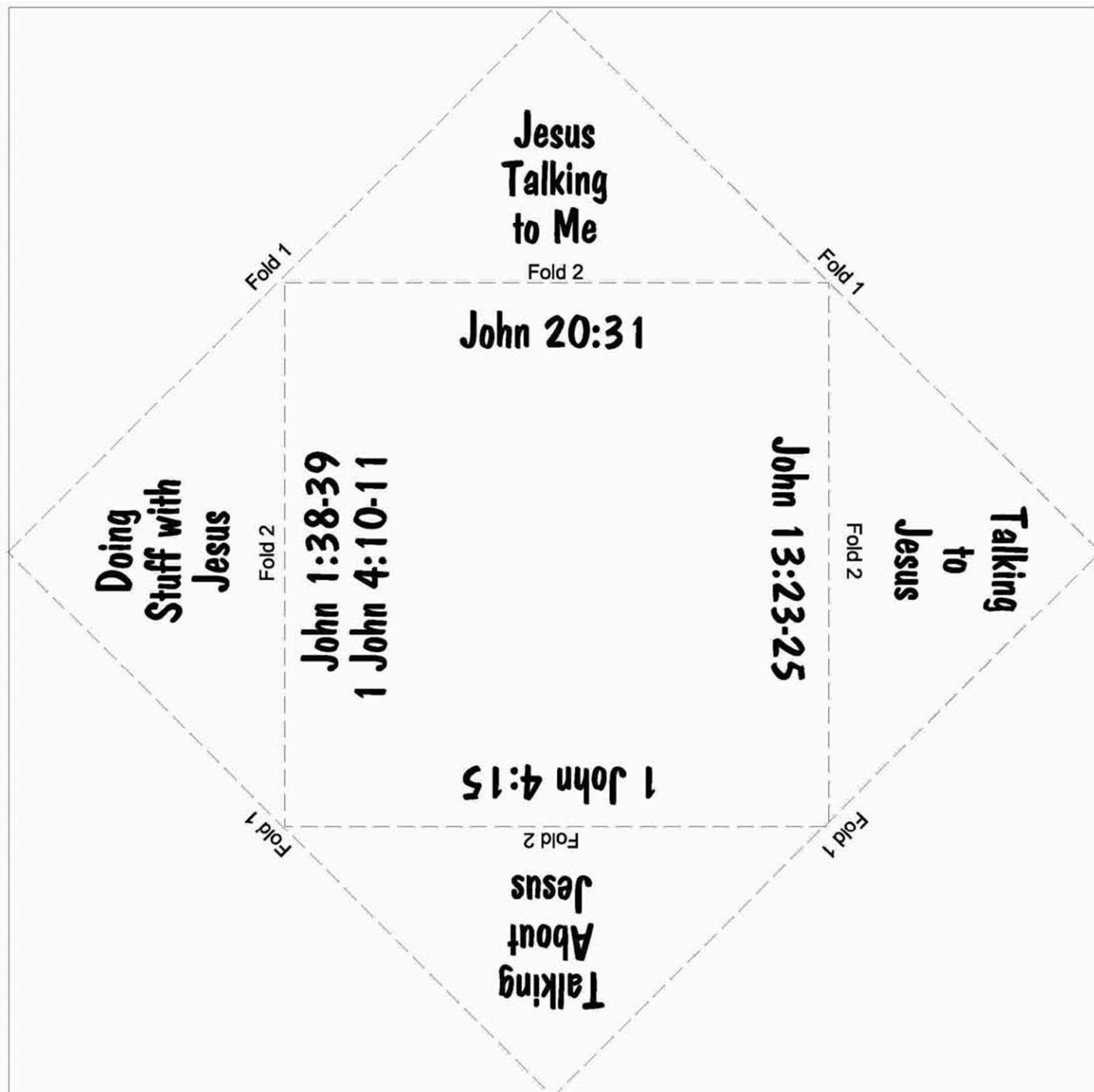
### **Spend Time Together**

6. Be faithful until death and I will give you, what?

**The crown of life.**

### Instruction for Lesson Project

- Cut out square
- Fold on Line 1 - away from printing
- Turn paper over and fold on line 2 toward printing. It will result in covering the lettering.
- Fold project in half horizontal, then open flat and fold again in half on vertical fold.
  - Slide fingers in slots and meet fingers together to form a center point.





**PRAISE  
WAREHOUSE**

**WELCOME  
CENTER**

**IN THE  
GAP ZONE**

**PRAYER WALK MALL**

**DAILY FOOD  
COURT**

**FORGIVENESS  
UNLIMITED**

**SECURITY  
CENTRAL**

# **PRAISE WAREHOUSE**

# **WELCOME CENTER**

# IN THE GAP ZONE


# **PRAYER WALK MALL**




# **DAILY FOOD COURT**

# **FORGIVENESS UNLIMITED**

# **SECURITY CENTRAL**





Cut into slips of paper for each praise phrase.

### **Group 1: Phrases for praising God the Father**

I praise you, God the Father, for creating me and all that I have.

I praise you, God the Father, that you daily give me all that I need.

I praise you, God the Father, that you are a God without time, no beginning and no ending.

I praise you, God the Father, that you hold the whole universe together by your power.

I praise you, God the Father, that you know all things.

I praise you, God the Father, that you love me as your own child.

I praise you, God the Father, that you hear my prayers wherever I am.

I praise you, God the Father, that you have shown your salvation. (Psalm 98:2)

I praise you, God the Father, that you rule and are king over the angels in heaven and the earth. (Psalm 99:1)

I praise you, God the Father, that you are holy and just in all that you do. (Psalm 99:5)

I praise you, God the Father, that you are a forgiving God (Psalm 99:8)

I praise you, God the Father, that you are good and your mercy endures forever. (Psalm 100:5)

I praise you, God the Father, that you have clothed yourself in perfect light. (Psalm 104:2)

I praise you, God the Father, that you stretch out the heavens like curtains

I praise you, God the Father, for your vast creation, all that you've made. (Psalm 104:24)

## **Group 2: Phrases for praising God the Son, Jesus**

I praise you, Lord Jesus, that you were born as one of us. (Luke 2:11)

I praise you, Lord Jesus, that you gave your life for us on the cross. (Philippians 2:8)

I praise you, Lord Jesus, that you lived a perfect life in our place. (Romans 8:3)

I praise you, Lord Jesus, that you made it possible to be saved. (Ephesians 2:8)

I praise you, Lord Jesus, that you love us and gave your life for us.

I praise you, Lord Jesus, that you are the king of glory. (Psalm 4:8)

I praise you, Lord Jesus, that you will be the judge over all.

I praise you, Lord Jesus, that you sacrificed your life for us. (Hebrews 10:12)

I praise you, Lord Jesus, that you took our sins and our sicknesses. (Matthew 8:17)

I praise you, Lord Jesus, for compassion on the weak. (Matthew 15:32)

I praise you, Lord Jesus, that you invite small children to you. (Mark 9:37)

I praise you, Lord Jesus, as our good shepherd. (John 10:11)

I praise you, Lord Jesus, for preparing a place for us in heaven. (John 14:2)

I praise you, Lord Jesus, because, though you were rich, you became poor for us. (2 Corinthians 8:9)

I praise you, Lord Jesus, because you lived through us. (Galatians 2:20)

I praise you, Lord Jesus, because you give the victory in our lives through what you have done for us. (1 Corinthians 15:57)

### **Group 3: Phrases for praising God the Holy Spirit**

I praise you, Holy Spirit, that you dwell inside of us. (1 Corinthians 3:16)

I praise you, Holy Spirit, for bringing us to faith in Jesus as our Savior. (2 Thessalonians 2:13,14)

I praise you, Holy Spirit, for speaking to us through the word. (Romans 10:17)

I praise you, Holy Spirit, for opening our eyes to see God's truth. (Acts 26:18)

I praise you, Holy Spirit, that you fill us with God's peace and hope. (Romans 15:13)

I praise you, Holy Spirit, that you help us do good works for God. (Ephesians 2:10)

I praise you, Holy Spirit, for making us a new creation in Christ. (2 Corinthians 5:17)

I praise you, Holy Spirit, for helping us do things that serve God. (John 15:5)

I praise you, Holy Spirit, for the fruits of the spirit in our lives: your love, joy, peace, patience, kindness, goodness, faithfulness, gentleness, and self-control. (Galatians 5:22)

### **Group 4: Phrases for praising God for provisions**

We praise you, God, for the gift of our families.

We praise you, God, for the gift of our church.

We praise you, God, for the people to help us grow in our faith.


We praise you, God, for giving us our friends.

We praise you, God, for answering our prayers.

We praise you, God, for the many things we have needed.



Cut this sheet in half. Give each group of three a pattern. Have them cut out the one-inch square. Try and count the hairs in that one-inch square on someone's head.



**Pray that God would work in  
my church, my community  
and the world.**

My church would lead  
people to have faith in  
Christ.

Help our nation's  
leaders make godly  
choices.

This local ministry  
would be one that helps  
others.

That churches in  
town would help  
others have faith in  
Christ.

My church would fully  
help people become  
disciples of Christ.

Kids' ministry would  
help us become  
strong believers.

For This mission project  
I heard about.

Shepherd's needs:  
*(Ask them what they  
want prayer for.)*

For people who are  
persecuted for their  
faith... that they would  
have courage.

For orphans and  
widows that the  
church would help  
take care of them.

For peace in \_\_\_\_\_  
\_\_\_\_\_  
*(name the country)*

Nations who are  
opposed to Christ.  
That they would  
open their heart to  
God's love.

***"Thy Kingdom Come,  
Thy Will Be Done..."***

**PRAYING  
FOR  
PRIORITIES**  
*(IN THE GAP ZONE)*

**COUPON**

***Good for God working in  
my life and in the  
lives of others.***

## God's Working in MY LIFE (Spiritual Priorities)

*Dear God, I ask that your kingdom come  
In my life so you would...*

Give me joy as I do  
my chores.

Give me a deeper  
love for you.

Give me faith when I  
feel uncertain.

Help me trust you  
when I'm worried.

Give me an attitude  
of service.

Use me for your  
kingdom.

Give me courage to  
share my faith.

Help me sit down  
and talk to you.

Give me wisdom to  
turn from temptation.

Help me pray  
when I'm on the  
run.

Give me a desire to  
read the Bible.

Help me pray  
when I'm in an  
emergency.

## Pray that God works in the lives Of OTHERS around me.

**NOTICE:** As you pray for God to  
work in these people's lives, God  
may be asking YOU to be the one to  
help them!

For a friend that  
doesn't know God.

For someone who  
feels alone.

For someone who is  
troubled and worried –  
needs faith.

For someone who  
is sinning and needs  
to turn to God.

For someone who is  
feels hopeless.

For someone who  
feels picked on.

For someone who  
needs to feel more of  
God's love.

For someone who  
has a broken heart  
and is sad over a  
loss.

For someone who  
needs God to guide  
them in their  
decisions.

For a parent who  
doesn't know Jesus  
as Savior.

For a neighbor who  
needs your help.

For a teacher who is  
not respected.

Make as many copies per scene as actors used.

### Scene 1: Gossipy Girls

Two girls gossip about another girl who is reading the Bible. They talk about how, “She just thinks she’s so much more holy than the rest of us.” They say things like: everyone else does homework, prays and studies the Bible, too, but we don’t have to do it in front of everybody else and act so “big” about it.

### Scene 2: Victim Boy

A boy has his offering dollars tucked into his Bible. He has been using them as a bookmark for the memory verse he has been trying so hard to remember for his small group shepherd. On his way to church, he has some extra time and sets his Bible down on a bench at the playground to join some friends in a quick game of touch football. Another kid at the busy playground sees the money sticking out of the Bible, pulls the money out and puts it in his pocket.

### Scene 3: Adult Sabotage

The musicians and singers in the church praise band have exceptional talent and have even recorded some original works in a professional studio. One member of the group never misses a practice and has been singing in worship services for the last 50 years. Everyone in the congregation appreciates her dedication to the church and her spirit-filled attitude. Unfortunately, over the years, she has lost some of her ability to sing on key or to hear when she is off key. To keep the group sounding a certain way during Sunday services, the media technician decided to turn down her microphone volume to its lowest level from the sound booth during praise band songs each week.

Lesson 25 - Cut the following into strips:

Cut the following into strips:

**Thank you for volunteering today. The sound you are to demonstrate is:**

- **Ambulance**

**Thank you for volunteering today. The sound you are to demonstrate is:**

- **Fire alarm**

**Thank you for volunteering today. The sound you are to demonstrate is:**

- **Alarm clock**

**Thank you for volunteering today. The sound you are to demonstrate is:**

- **Car Alarm**

**Thank you for volunteering today. The sound you are to demonstrate is:**

- **Foghorn alarm**

**Thank you for volunteering today. The sound you are to demonstrate is:**

- **Tornado alarm**

*Lesson 27 - Appendix A: Categories*

Photocopy on cardstock. Shuffle regularly to ensure spontaneity.

<b>Something that you eat for which you are thankful.</b>	<b>A place for which you are thankful.</b>	<b>A challenge or hard time that turned out to be a blessing.</b>	<b>A time you are thankful because you were forgiven.</b>
<b>Something about God for which you are thankful.</b>	<b>You are thankful for something you feel in your heart.</b>	<b>You are thankful for something about a friend.</b>	<b>A person for whom you are thankful.</b>
<b>An activity at school for which you are thankful.</b>	<b>A way that God helped you with your daily provisions.</b>	<b>A way that God helped you spiritually with your relationships with others.</b>	<b>Someone in your church for whom you are thankful.</b>

<p><b>For what about church are you thankful?</b></p>			
---	--	--	--

*Appendix B: Alphabet*

Photocopy on cardstock. Shuffle regularly to ensure spontaneity

<b>A</b>	<b>B</b>	<b>C</b>	<b>D</b>
<b>E</b>	<b>F</b>	<b>G</b>	<b>H</b>
<b>I</b>	<b>J</b>	<b>K</b>	<b>L</b>



<b>M</b>	<b>N</b>	<b>O</b>	<b>P</b>
<b>Q</b>	<b>R</b>	<b>S</b>	<b>T</b>
<b>U</b>	<b>V</b>	<b>W</b>	<b>X</b>

<b>Y</b>	<b>Z</b>		
----------	----------	--	--